



# POWER TOOLS

## 2018



**AIMCO**

For over 40 years AIMCO has been working with manufacturers around the world. We are the complete global source for all critical fastening and bolting solutions. AIMCO can effectively and swiftly meet your needs whether you're in Thailand fastening a 3 mm nut at 3 Nm, or in Tennessee, USA torquing the last lug nut. AIMCO provides the tools and solutions, on a global scale, that guarantee the success of your project. It is with great pride that AIMCO can say the products that we manufacture are **MADE IN THE USA.**

# TABLE OF CONTENTS

## POWER TOOLS

ACRADYNE HT SERIES PNEUMATIC TOOLS . . . . .	4
ACRADYNE HT SERIES HIGH-SPEED PNEUMATIC TOOLS . . . . .	5
AIR PREPARATION UNITS . . . . .	6
ACRADYNE HT SERIES PNEUMATIC TOOL ACCESSORIES . . . . .	7
ACRADYNE HT SERIES BATTERY TOOLS . . . . .	8
AIMCO PULSE TOOLS: OVERVIEW . . . . .	10
OMEGA PULSE: UAT SERIES . . . . .	12
OMEGA PULSE: UL / ULT SERIES . . . . .	14
ACRA-PULSE® SERIES . . . . .	15
ACRA-PULSE® SERIES . . . . .	15
BP-T PULSE SERIES CORDLESS TOOLS . . . . .	18
UDBP-TA PULSE SERIES CORDLESS TOOLS . . . . .	19
UDP-TA DIRECT PLUG-IN PULSE TOOLS . . . . .	20
UAN & URW SERIES NUTRUNNERS . . . . .	21
TUBENUT & GEARED NUTRUNNERS . . . . .	22
DYNATORQUE MANUAL TORQUE MULTIPLIERS . . . . .	23
US-LT PNEUMATIC SCREWDRIVERS . . . . .	24
US & US-LD PNEUMATIC SCREWDRIVERS . . . . .	26
SIGNATURE SERIES SHUT-OFF IMPACT CORDLESS TOOLS . . . . .	27
SIGNATURE SERIES PRECISION CLUTCH CORDLESS TOOLS . . . . .	28
ELECTRA® SERIES ELECTRIC SCREWDRIVERS . . . . .	31
IMPACT TOOLS . . . . .	34
GRINDERS . . . . .	36
SANDERS & DRILLS . . . . .	37
PERCUSSION TOOLS . . . . .	38

## TOOL SUPPORT SYSTEMS

AIR LINE . . . . .	39
AIR LINE ACCESSORIES . . . . .	40
<b>INDEX</b> . . . . .	41



\* **E** logo indicates where ERGO-DRIVE sockets/extensions benefit tool operation.

ERGO-DRIVE sockets are uniquely designed for repeatable, accurate rundowns. They also ensure excellent product quality, longer tool life, and better ergonomics for the tool user. Look for the ERGO-DRIVE **E** logo in this catalog to see where ERGO-DRIVE sockets/extensions benefit tool operation, operator, and rundown.

# ACRADYNE HIGH TORQUE PNEUMATIC TOOLS

## FEATURES AND BENEFITS

AcraDyne's High Torque Pneumatic Bolting Tools offer a reliable and dependable solution for the installation and removal of heavy-duty fasteners. Appropriate for use in industries requiring high torque capability, accuracy, power, and safety.

- Modular design allows for ease of maintenance
- Interchangeable motors and gearing
- Same proven and reliable gearbox as the AcraDyne DC line
- One-hand reverse



AAP1B66600A



AAP1B76950A



AAP1B772000A



AAP1B885100A



MODEL	TORQUE		SPEED (RPM)	WEIGHT (LB)	SQUARE DR. (IN)	AIR CONSUMPTION (CFM)
	(NM)	(FT-LB)				
AAP1B66400A	400	300	57	9.75	3/4	22.9
AAP1B66600A	600	450	39	9.75	3/4	22.9
AAP1B66850A	850	625	27	9.75	3/4	22.9
AAP1B76950A	950	700	31	10.4	3/4	26.3
AAP1B771350A	1,350	1,000	22	10.4	1	26.3
AAP1B772000A	2,000	1,475	14	12.7	1	26.3
AAP1B772950A	2,950	2,175	9	14.9	1	26.3
AAP1B885100A	5,100	3,775	8	23	1-1/2	31.5

## AIR PREPARATION UNITS

Many stacking filter/regulator combinations are available. See page 6 for options.



AFRL-4



AFRL-4HTA  
Standalone Unit

28178  
HT Air Tool/AFRL  
Carrying Kit



# ACRADYNE HIGH TORQUE HIGH-SPEED PNEUMATIC TOOLS

Our High-Torque High-Speed Pneumatic Bolting Tools offer a reliable and dependable solution for the installation and removal of heavy-duty fasteners with high torque capability, accuracy, power, and safety.

## FEATURES AND BENEFITS

- Dual motor design provides extremely fast rundown speed
- Improved torque to weight ratio
- Full swivel gearcase facilitates reaction bar positioning for ease of use and operator comfort
- Handle exhaust with low sound level
- Uses the same durable and reliable gearbox from our DC line of high torque tools
- Modular design allows for easy maintenance
- Two-piece handle construction enables flexible handle design
- Available in reversible and non-reversible models



**AAP2B771400A**



**AAP2B772000A**



**AAP2B773000AR**

MODEL	TORQUE		SPEED (RPM)	WEIGHT		LENGTH		SQUARE DR. (IN)
	(NM)	(FT-LB)		(LB)	(KG)	(IN)	(MM)	
AAP2B76250A	250	185	660	10.5	4.8	10	255	3/4
AAP2B76450A	450	330	335	10.5	4.8	10	255	3/4
AAP2B76650A	650	480	223	10.5	4.8	10	255	3/4
AAP2B76950A	950	700	153	10.5	4.8	10	255	3/4
AAP2B771400A	1,400	1,000	110	14.6	6.6	10	255	1
AAP2B772000A	2,000	1,475	63	14.8	6.7	11.2	284	1
AAP2B773000A	3,000	2,210	52	15.0	6.8	11.6	293	1
AAP2B785100A	4,800	3,540	26.5	19.7	8.9	13.3	338	1.5

REVERSIBLE MODEL	TORQUE		SPEED (RPM)	WEIGHT		LENGTH		SQUARE DR. (IN)
	(NM)	(FT-LB)		(LB)	(KG)	(IN)	(MM)	
AAP2B76250AR	250	185	660	12.3	5.6	12.5	317	3/4
AAP2B76450AR	450	330	335	12.3	5.6	12.5	317	3/4
AAP2B76650AR	650	480	223	12.3	5.6	12.5	317	3/4
AAP2B76950AR	950	700	153	12.3	5.6	12.5	317	3/4
AAP2B771400AR	1,400	1,000	110	16.4	7.4	12.6	319	1
AAP2B772000AR	2,000	1,475	63	16.6	7.5	13.6	346	1
AAP2B773000AR	3,000	2,210	52	16.8	7.6	14.0	356	1
AAP2B785100AR	4,800	3,540	26.5	21.5	9.7	15.8	400	1.5

# AIR PREPARATION UNITS

## AFRL STACKING FILTER/REGULATORS

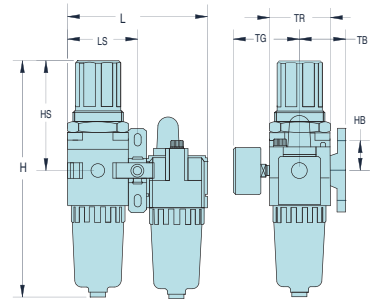
Stacking filter/regulator combinations provide air filtration and precise regulation in a single unit for easy mounting and installation.

## FEATURES AND BENEFITS

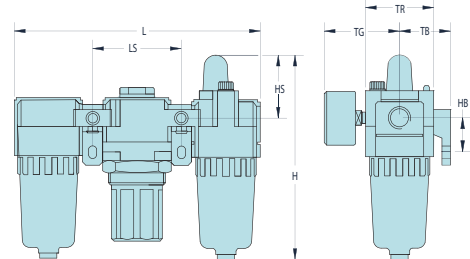
- All models include L-mount bracket, gauge, and metal bowl shields
- Polycarbonate filter and lubricator bowls (metal bowls standard on AFRL-8)
- 25-micron filter included on all models
- Regulating range: 7 – 125 PSI
- Custom order upgrade items include metal bowl, 5 micron filter, semi-automatic filter drain, and reduced PSI range regulator. Contact an AIMCO Customer Service Associate for more information, 1-503-254-6600, or toll free 1-800-852-1368



AFRL-2-C  
AFRL-3-C



AFRL-3  
AFRL-4  
AFRL-8



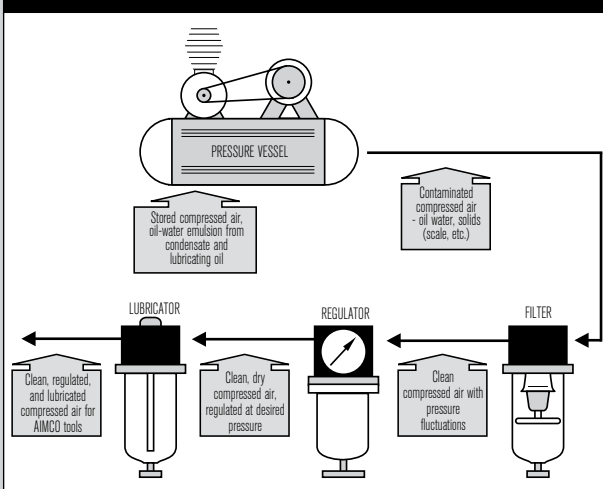
28178  
HT Air Tool/AFRL  
Carrying Kit



AFRL-4HTA  
Standalone Unit

MODEL	PORT	GAUGE PORT	FLOW RATE CFM	FLOW RATE L/MIN	BOWL SHIELD	H IN/MM	HB IN/MM	HS IN/MM	L IN/MM	LS IN/MM	TB IN/MM	TG IN/MM	TR IN/MM
AFRL-2	1/4"	1/8"	70	2,000	yes	6.16 (156.5)	1.39 (35.3)	1.50 (38.1)	7.13 (181.1)	2.52 (64.0)	1.61 (41.0)	2.39 (60.7)	2.09 (53.1)
AFRL-2-C	1/4"	1/8"	60	1,700	yes	8.31 (211.1)	1.38 (35.1)	3.64 (92.5)	4.61 (117.1)	2.30 (58.4)	1.61 (40.9)	2.39 (60.7)	2.09 (53.1)
AFRL-3	3/8"	1/4"	140	4,000	yes	7.54 (191.5)	1.57 (40.0)	1.61 (40.9)	9.37 (238.0)	3.31 (84.1)	1.97 (50.0)	2.58 (65.5)	2.76 (70.1)
AFRL-3-C	3/8"	1/4"	105	3,000	yes	10.31 (261.9)	1.57 (39.9)	4.41 (112.0)	6.06 (153.9)	3.03 (77.0)	1.97 (50.0)	2.58 (65.5)	2.76 (70.1)
AFRL-4	1/2"	1/4"	140	4,000	yes	7.54 (191.5)	1.57 (40.0)	1.61 (40.9)	9.37 (238.0)	3.31 (84.1)	1.97 (50.0)	2.58 (65.5)	2.76 (70.1)
AFRL-8	1"	1/4"	180	5,000	yes	10.69 (271.5)	1.97 (50.0)	1.89 (48.0)	11.81 (300.0)	4.13 (104.9)	2.75 (69.9)	2.97 (75.4)	3.54 (89.9)

### AIR PREPARATION UNITS: BASIC FUNCTIONS



The supply of clean, dry air is essential to the operation of pneumatic powered tools. Use only clean filtered air for longer tool life. Provide proper airflow (CFM) and regulate air pressure (PSI) for optimum performance.

#### To determine unit size for application, you need to know:

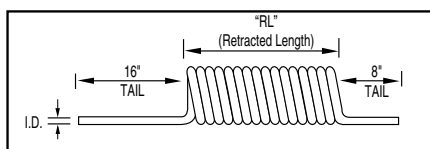
- Total air flow (CFM) required for application
- Size of incoming air line and size of air line required by tool
- Air supply pressure (PSI)
- Allowable pressure drop
- Does the application require lubrication?
- Does the overall system have the required capacity?

# ACRADYNE HT PNEUMATIC TOOL ACCESSORIES

## Polyurethane Hose for HT Tools



ASH-500C-15MSZ



Custom length coil assemblies and special colors available in minimum order quantities. Contact an AIMCO Customer Service Associate, 1-503-254-6600, or toll free 1-800-852-1368.

- Durable Polyurethane is chemical resistant and lightweight, and provides excellent recoil memory and maximum flexibility
- Available in transparent hose color (opaque also available)
- Assemblies for coiled hose include reusable swivel fitting. Straight hose available with or without fittings
- Working temperature:  $-104^{\circ}\text{F}$  to  $175^{\circ}\text{F}$
- Working pressure: 100 PSI

### SINGLE AIR HOSE ASSEMBLIES (COILED)

MODEL	DESCRIPTION (O.D. x I.D. x LENGTH)	RETRACTED LENGTH	NPT FITTINGS
ASH-500C-15MSZ	3/4" x 1/2" x 15'	13"	1/2"
ASH-500C-25MSZ	3/4" x 1/2" x 25'	23"	1/2"



### STRAIGHT AIR HOSE (SOLD PER FOOT)

MODEL	DESCRIPTION
ASH-500Z	1/2" I.D.

Contact an AIMCO Customer Service Associate about full reel pricing, 1-503-254-6600, or toll free 1-800-852-1368.

## Rubber Hose for HT Tools



28796  
1/2" ID

- Designed for use in a wide range of industrial, construction, and agricultural applications
- Constructed of high grade, reinforced EPDM synthetic rubber
- Working temperature:  $-40^{\circ}\text{F}$  to  $190^{\circ}\text{F}$

### SINGLE AIR HOSE (RUBBER)

I.D.	O.D.	LENGTH	WORKING PRESSURE	WEIGHT
1/2"	0.81"	10 ft	200 psi	2.0 lb
5/8"	0.97"	10 ft	200 psi	2.7 lb
3/4"	1.12"	10 ft	200 psi	3.4 lb

Custom lengths available. Contact an AIMCO Customer Service Associate for more details, 1-503-254-6600, or toll free 1-800-852-1368.

## REACTION BARS

Tool includes standard, spline attachment reaction device. Custom reaction devices are available; contact an AIMCO Customer Service Associate for more details, 1-503-254-6600, or toll free 1-800-852-1368.



Reaction Bars

## Air Line Fittings



### PLUGS

MODEL	DESCRIPTION
28161	1/2" x 1/4" MPT
28162	1/2" x 3/8" MPT
28163	1/2" x 1/2" MPT
28164	1/2" x 1/2" FPT



### QUICK-CHANGE COUPLERS

MODEL	DESCRIPTION
27768	1/2" FPT
27769	1/2" MPT



### PROTECTIVE COUPLER

MODEL	DESCRIPTION
27771	Vinyl



### SWIVEL FITTING

MODEL	CAPACITY
500-SZ	1/2" NPT Swivel Fitting

# HIGH TORQUE BATTERY TOOLS

AcraDyne's High Torque Battery Tools provide plenty of power in a compact package. The tool's low weight and ergonomic design ensure excellent mobility, flexibility, and efficiency, even when working in limited spaces. The low-wear brushless synchronous motor is maintenance free, reducing running costs.

## FEATURES AND BENEFITS

- Battery driven two-speed torque multiplier for torques from 90 Nm to 4,000 Nm (65 to 2,950 ft-lb)
- Short fastening cycles: Fast gear for run down and power gear for highest torques and precision
- Mobile and always ready for use: Compact design for convenient use in limited spaces
- Efficient operation: Fast and easy gear-changing, great torque range – choose from 22 torque values
- Very low susceptibility to damage and failure: Motor housing made of special polymer that is break-proof, impact-proof, and resistant to corrosion
- Intelligent energy management and faster workflow: Electronics protect battery cells from overcharging and depth discharge



**PERQ Advantages**

**PRODUCTIVITY** • Two Lithium-Ion battery packs ensure up to 360 tightenings. Each battery features an LED charge level indicator

**ERGONOMICS** • Low weight relative to the torque delivered  
• Ergonomically designed  
• Low noise emissions

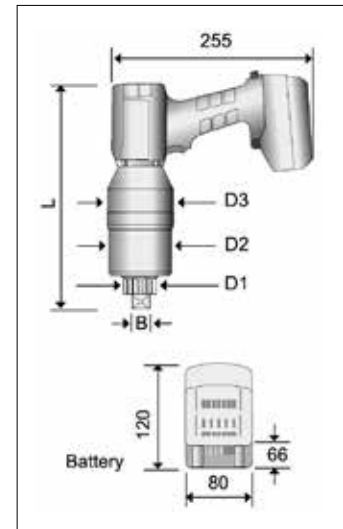
**RELIABILITY** • Low-wear brushless, synchronous motor is maintenance free

**QUALITY** • Exact shut-off torque even at low battery levels



Each tool comes with two 18 V, 5.2 Ah lithium-ion batteries and a battery charger. Battery and charger are also available to purchase separately.

**Battery:** ABG-B1852  
**110V Charger:** ABG-C110  
**220V Charger:** ABG-C220



MODEL*	TORQUE RANGE**		SQ. DRIVE IN	DIAMETER			LENGTH		WEIGHT		IDLE SPEED (RPM)	
	NM	FT-LB		D <sub>1</sub>	D <sub>2</sub>	D <sub>3</sub>	IN	MM	LB	KG	1ST GEAR	2ND GEAR
ABG860-KIT	115 - 860	85 - 635	3/4	41 mm / 1.6 in	85 mm / 3.3 in	88 mm / 3.5 in	11.6	295	12.1	5.5	7.0	24.0
ABG1400-KIT	150 - 1,400	110 - 1,030	3/4	41 mm / 1.6 in	85 mm / 3.3 in	88 mm / 3.5 in	11.6	295	12.1	5.5	4.0	13.0
ABG2200-KIT	250 - 2,200	185 - 1,620	1	54 mm / 2.1 in	85 mm / 3.3 in	88 mm / 3.5 in	12.6	320	15.4	7.0	2.0	6.5
ABG2800-KIT	300 - 2,800	220 - 2,065	1	54 mm / 2.1 in	85 mm / 3.3 in	88 mm / 3.5 in	13.6	345	16.3	7.4	1.7	6.0
ABG3200-KIT	360 - 3,200	265 - 2,360	1	72 mm / 2.8 in	93 mm / 3.7 in	97 mm / 3.8 in	14.6	370	16.3	7.4	1.5	5.0
ABG4100-KIT	500 - 4,100	370 - 3,025	1-1/2	72 mm / 2.8 in	93 mm / 3.7 in	97 mm / 3.8 in	14.6	370	20.1	9.1	1.0	4.0

\* Each tool comes in a kit, which includes the tool, two 18V / 5.2 Ah Li-ion batteries, and a battery charger.

\*\* When loosening bolts, a higher torque (up to 20%) may be necessary (release torque).





# AIMCO PULSE TOOLS: OVERVIEW

## HOW DOES A PULSE TOOL WORK?

The unique design of a pulse tool, combining motor power and hydraulics, leads to an assembly tool that produces smooth, controlled torque in a series of very fast (2 – 4 ms) events and virtually no torque reaction.

- At free-speed, the entire pulse unit, a sealed cylinder containing hydraulic fluid and an output shaft, rotates at the same speed as the tool motor
- As resistance to rotation increases, the rotation of the output shaft slows, while the rotation of the

cylinder and the hydraulic fluid continues until they approach a seal point within the cylinder

- This seal point produces an increase in fluid pressure and transmits the energy from the rotational mass of the cylinder and fluid to the output shaft, producing torque on the fastener
- After a series of these cycles (pulses), fluid pressure builds to a point that overcomes the limit of a relief valve, allowing pressure to drop and torque to be controlled

## TIMELINE

### 1965

#### NEW TECHNOLOGY

The first pulse tool prototype was designed in an attempt to provide a tool that would provide torque control without the high maintenance costs of impact wrenches.



### 1980

#### U SERIES

Uryu produces the U-series, the first pulse tools to be available commercially for assembly. The U-Series evolves over the next several years to cover torque ranges from 4 – 850 Newton meters and finally, the development of full-shut-off tools. The lack of torque reaction and accurate, repeatable torque makes these tools a manufacturer standard.



### 1988

#### EC SERIES

The EC Series (and later the MC Series) combines the advantages of pulse tools with the technology of controlled tools. By incorporating a transducer into the design of the U-Series pulse tool, customers gain the Productivity and Ergonomics of pulse tools and the traceability and control of other transducerized assembly tools. Manufacturers with safety critical applications now have many more options for assembly tools.



### 2006

#### UEP-MC SERIES

Uryu does what no other manufacturer can by developing the UEP series, the first and only electric powered pulse tool. The lower speeds, quiet operation, and extremely repeatable torque make the UEP the perfect choice for applications where accuracy and clean operation are critical. By combining programmable tool speed with the MC-style transducer, extremely accurate and repeatable torque is achieved on a variety of applications.



### 2012

#### UDP-MC CONTROLLED SERIES

Uryu introduced the UDP-MC controlled series – smaller, lighter electric pulse tools that have an integrated fan unit. The state-of-the-art UECD controller with a built-in driver box eliminates the need for a secondary driver box in the system configuration.



# OMEGA PULSE TOOLS: OVERVIEW

## BENEFITS OF AIMCO PULSE TOOLS:

*Pulse tools offer advantages in all of the PERQ® elements – productivity, ergonomics, reliability and quality.*

By partnering with AIMCO, manufacturers can apply the advantages of pulse tools in many ways to reduce production costs and increase profits.

- Productivity – Combining high operating speeds with one-handed operation, AIMCO pulse tools help manufacturers produce at the highest possible rates
- Ergonomics – Light weight, low vibration and no torque reaction make AIMCO pulse tools the safest assembly tools available for threaded assembly
- Reliability – Advances in design and AIMCO's extensive maintenance and training programs add up to years of low cost service from any AIMCO pulse tool
- Quality – AIMCO pulse tools offer the most repeatable torque and clamp load results of any assembly tool, guaranteeing high product quality for manufacturers

## 1995

### ALPHA SERIES

The Alpha-series continued Uryu's advancements in pulse-tool design. In order to achieve the best possible power-to-weight ratio, the Alpha 9-blade, twin chamber air motor is developed. Still unique today, this new motor provides significantly more power, thereby, reducing cycle times and improving torque repeatability. The new Alpha air motor and design changes make the tools smaller and lighter, keeping Uryu at the forefront of pulse tool technology.



## 2001

### ULT / UL SERIES

Continuous innovations and developments include a new O-ring design that improves durability, roller bearings in the pulse unit to increase hydraulic fluid life and redesigned porting helps maintain fluid temperature and torque repeatability. UL tools, with their non-shut off operation, are ideal for applications where the lightest, fastest tool is necessary. Each model features the powerful Alpha air motor and latest in pulse unit design.



## 2013

### UA-AMC CONTROLLED PULSE SERIES

The UA-AMC Series features angle measurement for improved process control. It detects cross threading, double hits on the same fastener, stripped and damaged fastener threads and incorrect fasteners. It also features patented Auto Relief Technology, which modulates the beginning of the torque event, increases pulse frequency, and reduces resistance during the non-pulsing portion of the cycle. This shortens cycle time and increases fluid life.



### UAT SERIES

In 2013, Uryu developed and patented the latest innovation in Pulse Tool technology. Auto Relief (PAT) enables efficient delivery of torque energy to the application. Auto Relief responds to ever-changing pressures in the pulse unit, applying its energy in a smooth manner to the joint as the torque is developed. The Auto Relief valve is fully open during free run and automatically closes when torque resistance is sensed. No adjustment required. Benefits include elimination of initial torque spike on hard joints, reduction in oil flow resistance, and maximized performance of the tool.

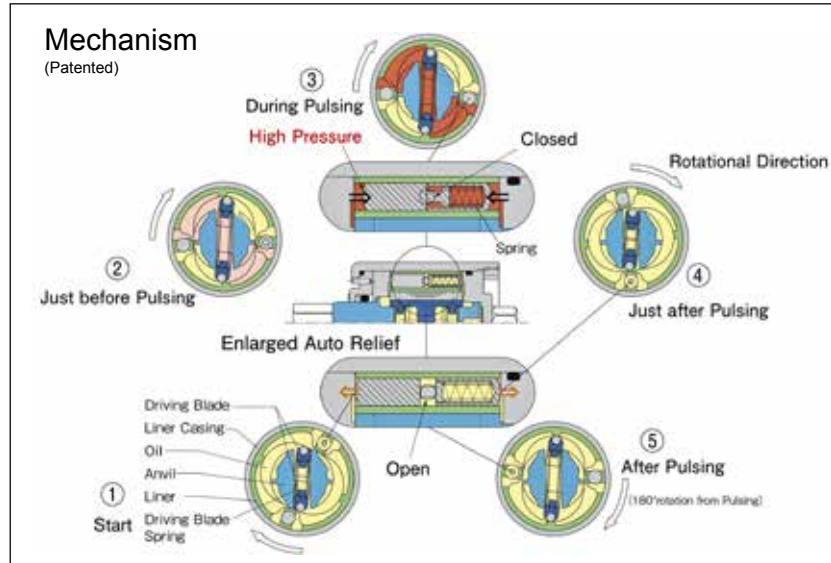


# OMEGA PULSE TOOLS: UAT SERIES

## PATENTED AUTO RELIEF TECHNOLOGY:

UAT features patented Auto Relief Technology providing additional control to the application of torque during the pulsing events.

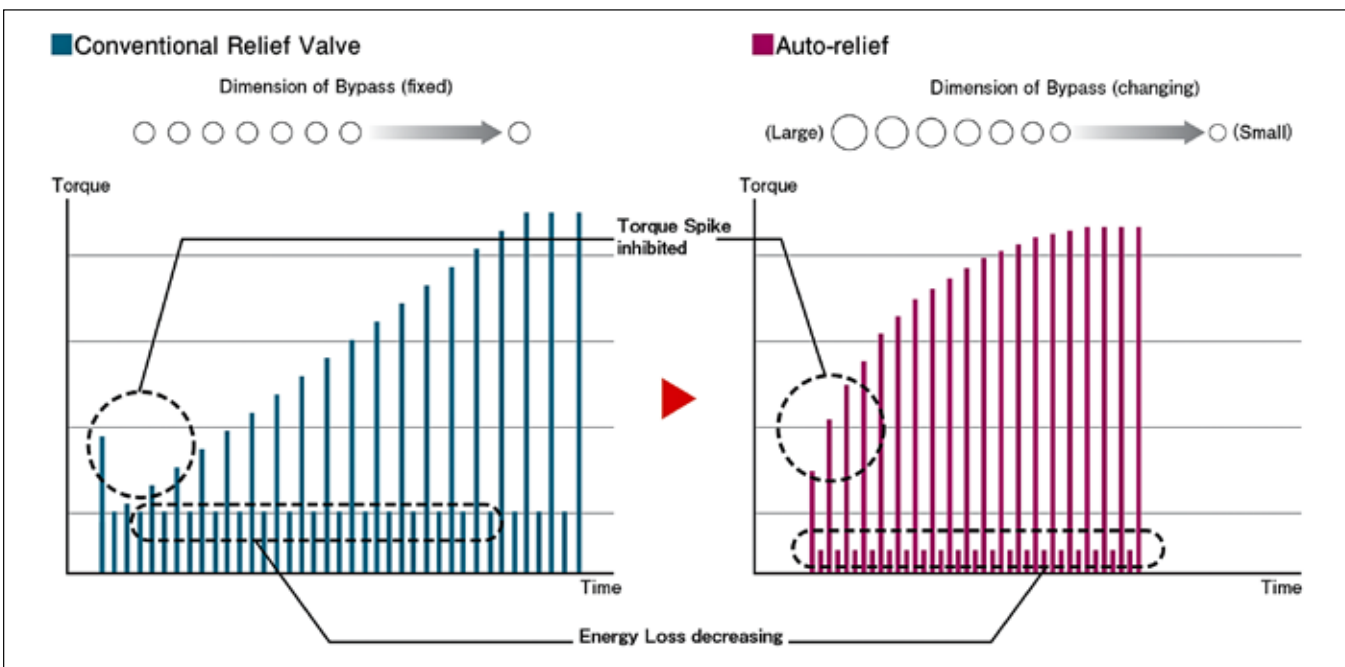
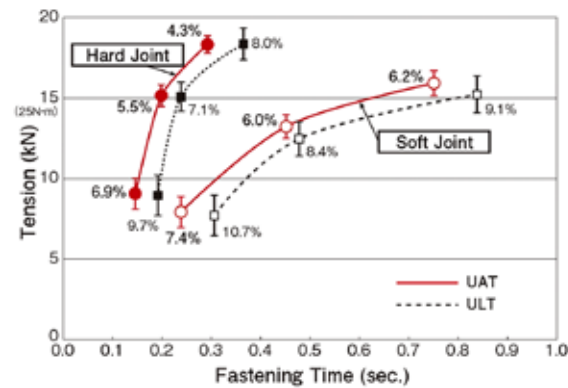
- Auto Relief eliminates initial spike of torque during a cycle. Highly effective on hard joint applications
- Auto Relief ramps up pressure within the pulse unit resulting in more pulses in less time providing a more efficient and even torque event



## A NEW LEAP FORWARD IN PRODUCTIVITY AND QUALITY:

- Fastening accuracy and time can be improved by as much as 30% depending on application

■ Fastening efficiency comparison (UAT vs ULT)



# OMEGA PULSE TOOLS: UAT SERIES



## PISTOL SHUT-OFF

Recommended Air Pressure: 85 psi

MODEL	FREE SPEED RPM	TORQUE RANGE		WEIGHT		OVERALL LENGTH		DRIVE IN	SOUND LEVEL dB(A)	AIR USAGE CFM
		NM	FT-LB	LB	KG	IN	MM			
UAT-30D	4,200	2.5 - 5.5	1.9 - 4.1	1.9	0.9	6.5	165	1/4	76	10.5
UAT-40	3,800	4.5 - 8	3.3 - 5.9	2.0	0.9	6.4	162	3/8	75	8.8
UAT-40D	3,800	4.5 - 8	3.3 - 5.9	2.0	0.9	6.5	165	1/4	75	8.8
UAT-50	4,600	7 - 15.5	5.2 - 11.5	2.0	0.9	6.4	162	3/8	78	8.8
UAT-50D	4,600	7 - 15.5	5.2 - 11.5	2.0	0.9	6.5	165	1/4	78	8.8
UAT-50L	4,000	7 - 15.5	5.2 - 11.5	2.0	0.9	6.4	162	3/8	75	8.8
UAT-50DL	4,000	7 - 15.5	5.2 - 11.5	2.0	0.9	6.5	165	1/4	75	8.8
UAT-60	6,700	15 - 32	11.1 - 23.7	2.1	1.0	6.8	174	3/8	80	12.3
UAT-60D	6,700	15 - 32	11.1 - 23.7	2.1	1.0	7.0	177	1/4	80	12.3
UAT-60L	6,000	13 - 28	9.6 - 20.7	2.1	1.0	6.8	174	3/8	77	8.8
UAT-70	6,000	30 - 55	22.2 - 40.7	2.3	1.1	7.1	180	3/8	80	14.0
UAT-70L	5,300	25 - 48	18.5 - 35.5	2.3	1.1	7.1	180	3/8	78	10.5
UAT-80	5,600	45 - 63	33.3 - 46.6	2.8	1.3	7.3	186	3/8	80	16.8
UAT-90	5,700	50 - 85	37.0 - 62.9	3.2	1.5	7.6	192	1/2	82	18.6
UAT-90L	5,100	45 - 75	33.3 - 55.5	3.2	1.5	7.6	192	1/2	79	15.8
UAT-100	5,200	70 - 130	51.8 - 96.2	3.7	1.7	7.8	199	1/2	82	19.3
UAT-100L	5,200	60 - 110	44.4 - 81.4	3.7	1.7	7.8	199	1/2	79	16.8
UAT-130	4,500	110 - 150	81.4 - 111	5.1	2.3	8.5	217	1/2	82	24.6
UAT-150	3,900	140 - 210	103.6 - 155.4	6.4	2.9	9.5	240	3/4	82	24.6
UAT-180	3,300	160 - 250	118.4 - 185	8.1	3.7	10.5	264	3/4	84	24.6
UAT-200	2,400	200 - 400	148 - 296	12.8	5.8	11.0	279	3/4	85	35.2

Air Hose Size: 1/4" ID for UAT-30 to UAT-50, 3/8" ID for UAT-60 to UAT-100, 1/2" ID for UAT-130 to UAT-200

Air Inlet Thread: 1/4" NPT for UAT-30 to UAT-150 3/8" NPT for UAT-200

Note Torque Ranges reflect residual B joint torque values

UAT Models containing "D" indicate 1/4" quick change bit holder

UAT Models containing "L" indicate models designed to run at 57 PSI air pressure.

Most models can be equipped with TM (Tightening Monitor) feature for use with qualifier systems. Order TM tools by adding "TM" to model number (for example, UAT-60 becomes UAT-60TM).



## INLINE SHUT-OFF

Recommended Air Pressure: 85 psi

MODEL	FREE SPEED RPM	TORQUE RANGE		WEIGHT		OVERALL LENGTH		DRIVE IN	SOUND LEVEL dB(A)	AIR USAGE CFM
		NM	FT-LB	LB	KG	IN	MM			
UAT-30SD	3,400	2.5 - 5.5	1.9 - 4.1	1.9	0.8	8.7	222	1/4	68	12.3
UAT-40S	3,300	4.5 - 8.0	3.3 - 5.9	1.9	0.9	8.8	224	3/8	70	7.0
UAT-40SD	3,300	4.5 - 8.0	3.3 - 5.9	1.9	0.9	8.9	227	1/4	70	7.0
UAT-50S	3,900	7.0 - 15.5	5.2 - 11.5	1.9	0.9	8.8	224	3/8	78	8.8
UAT-50SD	3,900	7.0 - 15.5	5.2 - 11.5	1.9	0.9	8.9	227	1/4	78	8.8
UAT-50SL	3,800	7.0 - 15.5	5.2 - 11.5	1.9	0.9	8.8	224	3/8	75	7.0
UAT-50SDL	3,800	7.0 - 15.5	5.2 - 11.5	1.9	0.9	8.9	227	1/4	75	7.0
UAT-60S	5,700	15.0 - 32.0	11.1 - 23.7	1.9	0.9	9.0	229	3/8	80	10.5
UAT-60SD	5,700	15.0 - 32.0	11.1 - 23.7	1.9	0.9	9.1	232	1/4	80	10.5
UAT-60SL	5,300	13.0 - 28.0	9.6 - 20.7	1.9	0.9	9.0	229	3/8	77	8.8
UAT-60SDL	5,300	13.0 - 28.0	9.6 - 20.7	1.9	0.9	9.1	232	1/4	77	8.8
UAT-70S	4,700	30.0 - 50.0	22.2 - 37.0	2.1	1.0	9.4	239	3/8	80	12.3
UAT-70SL	4,400	25.0 - 45.0	18.5 - 33.3	2.1	1.0	9.4	239	3/8	78	9.5

Air Hose Size: 1/4" ID for UAT-30 to UAT-50, 3/8" ID for UAT-60 to UAT-70

Air Inlet Thread: 1/4" NPT for UAT-30 to UAT-70

Note Torque Ranges reflect residual B joint torque values

UAT Models containing "D" indicate 1/4" quick change bit holder

UAT Models containing "L" indicate models designed to run at 57 PSI air pressure.

Most models can be equipped with TM (Tightening Monitor) feature for use with qualifier systems. Order TM tools by adding "TM" to model number (for example, UAT-60 becomes UAT-60TM).

\*  logo indicates where ERGO-DRIVE sockets/extensions benefit tool operation.

# OMEGA PULSE TOOLS: UL SERIES

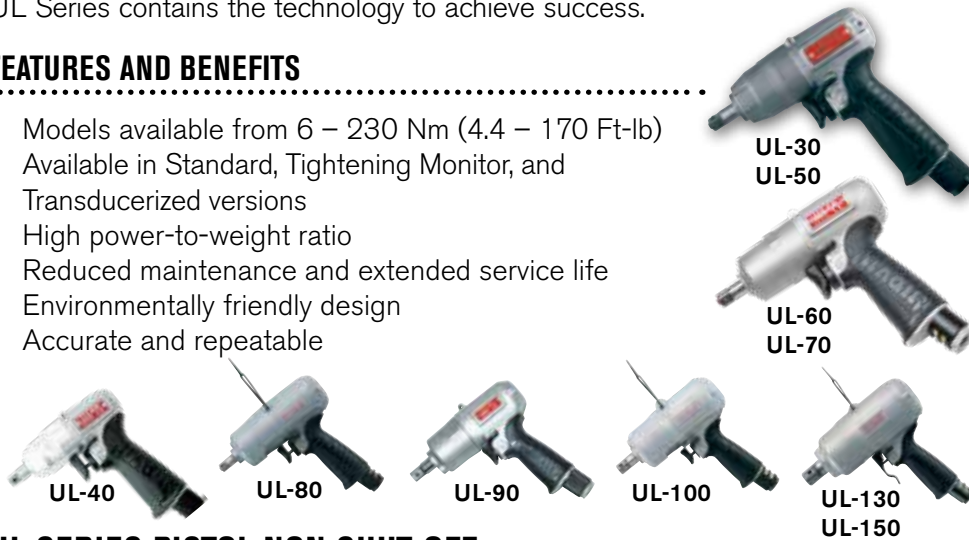

## OMEGA UL SERIES

Whether the goal is improving productivity, ergonomics, reliability, or quality, the UL Series contains the technology to achieve success.

### FEATURES AND BENEFITS

- Models available from 6 – 230 Nm (4.4 – 170 Ft-lb)
- Available in Standard, Tightening Monitor, and Transducerized versions
- High power-to-weight ratio
- Reduced maintenance and extended service life
- Environmentally friendly design
- Accurate and repeatable

### Omega Series Pulse Unit



## UL SERIES PISTOL NON SHUT-OFF

Recommended Air Pressure: 85 psi

MODEL	FREE SPEED		TORQUE RANGE		WEIGHT		OVERALL LENGTH		DRIVE	SOUND LEVEL	AIR USAGE
	RPM		NM	FT-LB	LB	KG	IN	MM			
UL-30D	5,700		6 - 12	4.4 - 8.9	1.5	0.7	5.4	137	1/4 hex	75	7.0
UL-30	5,700		6 - 12	4.4 - 8.9	1.5	0.7	5.2	133	3/8 sq.	75	7.0
UL-40D	6,100		11 - 20	8.1 - 14.8	1.5	0.7	5.4	137	1/4 hex	75	7.0
UL-40	6,100		13 - 22	9.6 - 16.3	1.5	0.7	5.2	133	3/8 sq.	75	7.0
UL-50D	6,400		18 - 28	13.3 - 20.7	1.7	0.8	5.8	146	1/4 hex	78	10.5
UL-50	6,400		22 - 35	16.3 - 25.9	1.7	0.8	5.5	140	3/8 sq.	78	10.5
UL-60D	7,000		22 - 35	16.3 - 25.9	1.8	0.8	5.6	143	1/4 sq.	80	14.0
UL-60	7,000		32 - 50	23.7 - 37.0	1.8	0.8	5.5	140	3/8 sq.	80	14.0
UL-70	5,700		40 - 65	29.6 - 48.1	2.1	1.0	6.0	153	3/8 sq.	80	15.8
UL-80	5,900		45 - 70	33.3 - 50.0	2.5	1.1	6.4	162	3/8 sq.	80	16.8
UL-90	6,000		60 - 100	44.4 - 74.0	2.9	1.3	6.7	170	1/2 sq.	82	18.6
UL-100	5,400		80 - 130	59.2 - 96.2	3.7	1.7	7.0	177	1/2 sq.	80	20.3
UL-130	4,400		100 - 160	74.0 - 118.4	5.1	2.3	7.8	197	1/2 sq.	83	22.7
UL-150	3,800		150 - 230	109.9 - 169.6	6.6	3.0	8.4	213	3/4 sq.	84	24.7



## UL SERIES INLINE NON SHUT-OFF

Recommended Air Pressure: 85 psi

MODEL	FREE SPEED		TORQUE RANGE		WEIGHT		OVERALL LENGTH		DRIVE	SOUND LEVEL	AIR USAGE
	RPM		NM	FT-LB	LB	KG	IN	MM			
UL-30SD	5,000		6 - 12	4.4 - 8.9	1.4	0.6	8.2	209	1/4 hex	75	8.1
UL-30S	5,000		6 - 12	4.4 - 8.9	1.4	0.6	8.1	205	3/8 sq.	72	8.1
UL-40SD	5,000		9 - 20	6.7 - 14.8	1.4	0.6	8.2	209	1/4 hex	75	8.1
UL-40S	5,000		11 - 22	8.1 - 16.3	1.4	0.6	8.1	205	3/8 sq.	72	8.1
UL-50SD	6,400		18 - 28	13.3 - 20.7	1.6	0.7	8.4	214	1/4 hex	78	12.3
UL-50S	6,400		22 - 35	16.3 - 25.9	1.6	0.7	8.2	208	3/8 sq.	78	12.3
UL-60SD	6,700		22 - 35	16.3 - 25.9	1.7	0.8	8.3	212	1/4 hex	80	15.8
UL-60S	6,700		32 - 50	23.7 - 37.0	1.7	0.8	8.2	209	3/8 sq.	80	15.8
UL-70S	5,400		36 - 60	26.6 - 44.4	1.9	0.9	8.8	223	3/8 sq.	84	14.0

Air Hose Size: 1/4 I.D. for UL-30 (D/SD) - UL-50 (D/SD) - 3/8" I.D. for UL-60 (D/SD) - UL-150 (D/SD)


Air Inlet: N.P.T. 1/4

NOTE: Torque ranges reflect residual B joint torque values

All pulse tools ending in "D" include a 1/4" Hex quick-change bit holder.

\*  logo indicates where ERGO-DRIVE sockets/extensions benefit tool operation.

# OMEGA PULSE / ACRA-PULSE SERIES



## OMEGA PULSE ULT SERIES PISTOL / ANGLE SHUT-OFF

MODEL	FREE SPEED	TORQUE RANGE		WEIGHT		OVERALL LENGTH		DRIVE	SOUND LEVEL	AIR USAGE
	RPM	NM	FT-LB	LB	KG	IN	MM	IN	dB(A)	CFM
PISTOL										
ULT-150	3,700	140 - 210	104 - 155	6.4	2.9	9.5	240	3/4" Sq. Dr.	82	24.7
ULT-180	3,300	160 - 250	118 - 185	8.1	3.7	10.4	264	3/4" Sq. Dr.	82	24.7
ANGLE										
ULT-40C	3,500	4.5 - 7.5	3.3 - 5.6	2.9	1.30	9.8	250	3/8" Sq. Dr.	70	7.0
ULT-50C	4,500	7.0 - 15.5	5.2 - 11.5	3.0	1.35	9.8	250	3/8" Sq. Dr.	78	8.6
ULT-60C	5,200	13 - 28	9.6 - 20.7	3.2	1.45	10.3	261	3/8" Sq. Dr.	80	10.5
ULT-70C	4,400	20 - 35	14.8 - 25.9	3.6	1.65	10.8	275	3/8" Sq. Dr.	82	12.3
ULT-70CH	2,500	30 - 50	22.2 - 37.0	4.1	1.85	11.4	290	1/2" Sq. Dr.	82	12.3

"L" following model number denotes Low Air Pressure type  
 "H" within model number denotes High Torque type

NOTE: Torque ranges reflect residual B joint torque values

## ACRA-PULSE® SERIES



## ACRA-PULSE PISTOL / INLINE SHUT-OFF 3/8" - 1/2" DRIVE

Recommended Air Pressure: 85 psi

MODEL	FREE SPEED	TORQUE RANGE		OVERALL LENGTH		WEIGHT		FROM CENTER TO OUTSIDE		SQ. DRIVE	NOISE LEVEL	AIR USAGE
	RPM	NM	FT-LB	MM	IN	LB	KG	MM	IN	IN	dB(A)	CFM
PISTOL 3/8" - 1/2" DRIVE												
UX-T700L*	7,500	13 - 26	10 - 19	187	7.4	3.2	1.5	25.5	1.0	3/8	72	10.5
PISTOL 3/4" - 1" DRIVE												
UXR-T1820	4,400	150 - 250	110 - 180	270	10.6	9.9	4.5	42.0	1.7	3/4	84	24.7
UXR-T2000	4,000	200 - 400	150 - 290	303	11.9	15.0	6.8	47.0	1.8	3/4	85	34.0
INLINE												
UXR-T2400S*	3,600	360 - 650	260 - 470	444	17.5	26.5	12.0	61.5	2.4	1	85	35.3
UXR-T3000S	4,400	450 - 850	330 - 620	477	18.8	32.0	14.5	62.0	2.4	1	85	37.1

Air Hose Size: 3/8" I.D. 1/2" I.D. for UXR-T1820 - UXR-T3000S

Air Inlet: N.P.T. 1/4" 3/8" for UXR-T1820 & UXR-T2000 1/2" for UXR-T2400S & UXR-T3000S

NOTE: Torque ranges reflect residual B joint torque values

Inside Trigger Standard (UXR-T2400S - UXR-T3000S)

\* UX-T700L and UXR-T2400S models can be equipped with a TM (Tightening Monitor) feature for use with qualifier systems. Order TM tools by adding "TM" to model number (for example, UX-T700L becomes UX-T700LTM).

\* logo indicates where ERGO-DRIVE sockets/extensions benefit tool operation.

# ACRA-PULSE SERIES



U-350D



UX-450D



UX-500D



UX-612D

## PISTOL NON SHUT-OFF 1/4" HEX DRIVE

Recommended Air Pressure: 85 psi

MODEL	FREE SPEED RPM	TORQUE RANGE		OVERALL LENGTH		WEIGHT		FROM CENTER TO OUTSIDE		NOISE LEVEL dB(A)	AIR USAGE CFM
		NM	FT-LB	MM	IN	LB	KG	MM	IN		
U-350D	10,500	3.5 - 5.8	2.5 - 4.2	154	6.1	1.7	0.8	22.0	0.9	74	5.3
UX-450D	9,500	8 - 14	5.8 - 10	152	6.0	1.9	0.9	22.0	0.9	<70	7.0
UX-500D	9,300	13 - 20	10 - 15	152	6.0	1.9	0.9	22.0	0.9	70	8.8
UX-612D	9,300	16 - 28	12 - 20	165	6.5	2.1	1.0	22.5	0.9	75	11.2

Air Hose Size: 1/4 I.D. for U-350D - UX-500D - 3/8" I.D. for UX-612D  
All Tools Standard with 1/4" Quick Change Chuck

Air Inlet Thread: N.P.T. 1/4"

NOTE: Torque ranges reflect residual B joint torque values



UX-450



UX-500



UX-612



UX-700



UX-800



UX-900

UX-1000



UX-1300



UX-1400

## PISTOL NON SHUT-OFF 3/8" - 1/2" DRIVE

Recommended Air Pressure: 85 psi

MODEL	FREE SPEED RPM	TORQUE RANGE		OVERALL LENGTH		WEIGHT		FROM CENTER TO OUTSIDE		SQ. DRIVE IN	NOISE LEVEL dB(A)	AIR USAGE CFM
		NM	FT-LB	MM	IN	LB	KG	MM	IN			
UX-450	9,500	9 - 15	6.5 - 11	147	5.8	1.9	0.9	22.0	0.9	3/8	65	7.0
UX-500	9,300	15 - 25	11 - 19	147	5.8	1.9	0.9	22.0	0.9	3/8	70	8.8
UX-612	9,300	20 - 35	15 - 25	160	6.3	2.1	1.0	22.5	0.9	3/8	75	11.2
UX-700	9,000	25 - 45	20 - 35	169	6.7	3.0	1.4	25.5	1.0	3/8	73	12.3
UX-800	9,000	35 - 60	25 - 45	175	6.9	3.7	1.7	28.0	1.1	3/8	73	14.1
UX-900	7,600	45 - 75	35 - 55	181	7.1	4.1	1.9	30.0	1.2	1/2	75	14.7
UX-1000	6,800	50 - 95	40 - 70	187	7.4	4.8	2.2	33.0	1.3	1/2	75	17.9
UX-1300	6,200	80 - 130	60 - 95	205	8.1	5.9	2.7	36.0	1.4	1/2	76	19.4
UX-1400	5,300	100 - 160	75 - 120	224	8.8	7.0	3.2	40.0	1.6	1/2	78	21.1

Air Hose Size: 1/4" I.D. for U-410 - UX-500 - 3/8" I.D. for UX-612 - UX-1400

Air Inlet: N.P.T. 1/4"

NOTE: Torque ranges reflect residual B joint torque values



UX-1620



UXR-1820



UXR-2000

## PISTOL NON SHUT-OFF 3/4" - 1" DRIVE

Recommended Air Pressure: 85 psi

MODEL	FREE SPEED RPM	TORQUE RANGE		OVERALL LENGTH		WEIGHT		FROM CENTER TO OUTSIDE		SQ. DRIVE IN	NOISE LEVEL dB(A)	AIR USAGE CFM
		NM	FT-LB	MM	IN	LB	KG	MM	IN			
UX-1620	5,000	120 - 190	90.0 - 140.0	241	9.5	7.9	3.6	40.0	1.6	3/4	82	22.9
UXR-1820	4,600	160 - 250	120.0 - 185.0	242	9.5	9.0	4.1	42.0	1.7	3/4	84	26.3
UXR-2000	4,200	300 - 450	220.0 - 330.0	282	11.1	14.3	6.5	47.0	1.8	3/4	85	31.5

Air Hose Size: 3/8" I.D. for UX-1620 1/2" I.D. for UXR-1820

Air Inlet: N.P.T. 1/4" for UX-1620 N.P.T. 3/8" for UXR-1820, UXR-2000

NOTE: Torque ranges reflect residual B joint torque values Torque Control in Left-Hand Rotation Available for UXR-2000

## AUTO REVERSING

Recommended Air Pressure: 85 psi

MODEL	FREE SPEED RPM	TORQUE RANGE		OVERALL LENGTH		WEIGHT		FROM CENTER TO OUTSIDE		NOISE LEVEL dB(A)	AIR USAGE CFM
		NM	FT-LB	MM	IN	LB	KG	MM	IN		
UX-ST800	7,300	35 - 55	25 - 40	195	7.7	3.8	1.8	28.0	1.1	75	10.5

Air Hose Size: 3/8" I.D. Air Inlet: N.P.T. 1/4"

NOTE: Torque ranges reflect residual B joint torque values




UX-ST800

\* ERGO logo indicates where ERGO-DRIVE sockets/extensions benefit tool operation.



# ACRA-PULSE SERIES



## INLINE NON SHUT-OFF

Recommended Air Pressure: 85 psi

MODEL	FREE SPEED RPM	TORQUE RANGE		OVERALL LENGTH		WEIGHT		FROM CENTER TO OUTSIDE		NOISE LEVEL dB(A)	AIR USAGE CFM	AIR HOSE SIZE (I.D.)
		NM	FT-LB	MM	IN	LB	KG	MM	IN			
<b>1/4" Hex Drive (Tools Come Standard with 1/4" Quick Change Chuck)</b>												
U-310SD	11,000	2.5 - 3.1	1.8 - 2.2	222	8.7	1.5	0.6	18.0	0.7	74	5.3	1/4"
U-350SD	10,500	3.5 - 5.8	2.5 - 4.2	238	9.4	1.5	0.7	22.0	0.7	74	5.3	1/4"
U-410SD	10,500	7 - 10	5.0 - 7.2	240	9.5	1.8	0.8	22.0	0.9	70	5.3	1/4"
UX-450SD	9,500	8 - 14	5.8 - 10	239	9.4	1.8	0.8	22.0	0.9	<70	7.0	1/4"
UX-500SD	9,300	13 - 20	10 - 15	244	9.5	2.0	0.9	22.0	0.9	70	8.8	1/4"
UX-612SD	9,300	16 - 28	12 - 20	253	10.0	2.2	1.0	23.3	0.9	75	11.1	3/8"
UX-700SD	9,000	20 - 36	16 - 28	249	9.8	2.8	1.3	26.5	1.0	78	12.3	3/8"
<b>3/8" Sq. Drive</b>												
U-410S	10,500	7 - 10	5.0 - 7.2	239	9.4	1.8	0.8	22.0	0.9	70	5.3	1/4"
UX-450S	9,500	9 - 15	6.5 - 11	234	9.2	1.8	0.8	22.0	0.9	<70	7.0	1/4"
UX-500S	9,300	15 - 25	11 - 19	239	9.4	2.0	0.9	22.0	0.9	70	8.8	1/4"
UX-612S	9,300	20 - 35	15 - 25	248	9.8	2.2	1.0	23.3	0.9	75	11.1	3/8"
UX-700S	9,000	25 - 45	20 - 35	244	9.5	2.8	1.3	26.5	1.0	78	12.3	3/8"
UX-800S	9,000	35 - 60	25 - 45	250	9.8	3.2	1.5	35.5	1.0	75	14.2	3/8"
<b>1/2" Sq. Drive</b>												
UX-900S	7,600	45 - 75	35 - 55	310	12.2	3.9	1.8	37.5	1.1	75	14.9	3/8"
UX-1000S	6,800	50 - 95	40 - 70	320	12.6	4.6	2.1	39.0	1.1	75	17.9	3/8"
UX-1300S	6,200	80 - 130	60 - 95	336	13.2	6.6	2.6	42.0	1.3	77	19.4	3/8"
<b>3/4" Drive</b>												
UXR-2000S*	4,200	300 - 450	220 - 330	340	13.4	15.4	7.0	47.0	1.8	85	31.6	1/2"
<b>1" Sq. Drive</b>												
UXR-2400S*	4,000	400 - 650	290 - 470	385	15.2	23.7	11.0	55.0	2.1	85	35.2	1/2"
UXR-3000S*	4,400	500 - 850	360 - 630	455	17.9	29.3	13.3	62.0	2.1	85	37.1	1/2"

Air Inlet N.P.T.: 1/4" 3/8" for UXR-2000S 1/2" for UXR-2400S and UXR-3000S  
\*Torque control in left-hand rotation available

NOTE: Torque ranges reflect residual B joint torque values



## ANGLE 3/8" - 1/2" DRIVE

Recommended Air Pressure: 85 psi

MODEL	FREE SPEED RPM	TORQUE RANGE		WEIGHT LB	WEIGHT KG	OVERALL LENGTH		SQ. DRIVE IN	NOISE LEVEL dB(A)	AIR USAGE CFM
		NM	FT-LB			MM	IN			
ALPHA-70C	6,300	28 - 45	20.2 - 32.5	3.9	1.8	266	10.5	3/8	82	15.8
ALPHA-70CH	3,600	50 - 76	36.1 - 56.0	4.4	2.0	282	11.1	1/2	82	15.8
UX-500C	9,300	13 - 20	10.0 - 15.0	2.8	1.3	270	10.6	3/8	82	8.8
UX-612C	9,800	16 - 28	12.0 - 20.0	3.0	1.4	283	11.1	3/8	85	11.2
UX-700C	9,500	20 - 36	16.0 - 28.0	3.7	1.7	273	10.8	3/8	85	12.3
UX-800C	9,000	29 - 43	20.0 - 31.0	4.3	1.9	285	11.2	3/8	85	14.1
UX-1000C	6,800	50 - 80	40.0 - 58.0	6.8	3.1	365	14.4	1/2	90	17.9

Air Hose Size: 1/4" I.D. for UX-500C - 3/8" I.D. for ALPHA-70C, ALPHA-70CH, UX-612C - UX-1000C Air Inlet: N.P.T. 1/4"

NOTE: Torque ranges reflect residual B joint torque values

\* logo indicates where ERGO-DRIVE sockets/extensions benefit tool operation.

# BP-T PULSE SERIES CORDLESS TOOLS

**“Operator First” design means a lighter-weight, ergonomic pulse tool**

## FEATURES AND BENEFITS

- Direct Power Train and High-Efficiency Brushless Electric Motor deliver reduced noise and vibration
- Hydraulic Impulse Unit delivers reaction-free tightening
- Cooling fan improves heat management, increasing duty cycle up to 20% over the UDBP-TA series
- High-capacity Li-Ion battery pack provides up to 20% more fastener runs per charge than the UDBP-TA series
- The Ergonomic Handle coupled with a Compact Design provides an improved user experience



MODEL*	CAPACITY (NOMINAL BOLT SIZE)		TORQUE RANGE		FREE SPEED	OVERALL LENGTH		WEIGHT W/O SOCKET BIT				FROM CENTER TO OUTSIDE		SQ. DR OR HEX SIZE		SOUND LEVEL dB(A)	BATTERY VOLTAGE (CAPACITY)
	MM	IN	NM	FT-LB		MM	IN	KG	LB	KG	LB	MM	IN	MM	IN		
BP-T40-(B)(KIT)	5	No. 10	4.5-8	3.3-5.9	3,300	197	7.8	1.4	3.08	1.15	2.53	27	1.1	9.5 Hex	3/8 Sq.	75	10.8V (2.0Ah)
BP-T40D-(B)(KIT)	5	No. 10	4.5-8	3.3-5.9	3,300	200	7.9	1.4	3.08	1.15	2.53	27	1.1	6.35 Hex	1/4 Hex	75	10.8V (2.0Ah)
BP-T50-(B)(KIT)	6-8	1/4-5/16	7-15	5.1-11.1	3,900	197	7.8	1.4	3.08	1.15	2.53	27	1.1	9.5 Sq.	3/8 Sq.	76	10.8V (2.0Ah)
BP-T50D-(B)(KIT)	6-8	1/4-5/16	6.5-13	4.8-9.6	3,900	200	7.9	1.4	3.08	1.15	2.53	27	1.1	6.35 Hex	1/4 Hex	76	10.8V (2.0Ah)
BP-T60-(B)(KIT)	8	5/16	13-26	9.6-19.2	4,800	202	8.0	1.6	3.52	1.25	2.75	27	1.1	9.5 Sq.	3/8 Sq.	76	14.4V (2.0Ah)
BP-T60D-(B)(KIT)	8	5/16	13-26	9.6-19.2	4,800	205	8.1	1.6	3.52	1.25	2.75	27	1.1	6.35 Hex	1/4 Hex	77	14.4V (2.0Ah)

\* Base models come with no battery. Batteries are available separately or in tool/kit combinations.

Add "B" to end of the model number to order 1 tool with 1 battery.

Add "KIT" to the end of the model number to order a tool kit, which includes 1 tool, 2 batteries, and 1 battery charger.



**10.8 V Battery:**  
EYFB32



**14.4 V Battery:**  
EYFB41

## BATTERIES AND BATTERY CHARGER

BATTERY MODEL #	DESCRIPTION	VOLTAGE	TYPE	CAPACITY
EYFB32	Battery for BP-T40, BP-T40D, BP-T50, and BP-T50D	10.8V	Li-Ion	2.0Ah
EYFB41	Battery for BP-T60 and BP-T60D	14.4V	Li-Ion	2.0Ah

CHARGER MODEL #	DESCRIPTION	WEIGHT	INPUT VOLTAGE	DIMENSIONS	BATTERY CAPACITY
EY0L82B	Li-Ion battery charger	0.93 kg (2.0 lbs)	120VAC	9.3" D x 7.1" W x 3.6" H	3.0 - 4.2Ah



**Battery Charger: EY0L82B**

\* **E** logo indicates where ERGO-DRIVE sockets/extensions benefit tool operation.

# UDBP-TA PULSE SERIES CORDLESS TOOLS

**Cordless pulse tool combines industry-leading pulse technology with Lithium-Ion battery power**

## FEATURES AND BENEFITS

- Uryu Direct Battery Pulse (UDBP) design connects the pulse unit directly to the motor – no reduction gearing – resulting in a tool with less noise and vibration
- Brushless Internal Permanent Magnet (IPM) motor provides longer motor life and more efficiency allowing more fastening cycles per battery charge
- Auto Relief Technology provides additional control to the application of torque during the pulsing events
- On board LEDs for application illumination
- Li-Ion battery provides more power and ends the “battery-memory” issues of NiCd batteries
- RF Types transmit “good” signal to receiver (sold separately) over 426 Mhz
- “Good” signal can be used for Poka-Yoke or Bolt Counting



UDBP-TA70(P)

MODEL*	TYPE	FREE SPEED RPM	TORQUE RANGE NM	FT-LB	WEIGHT W/ BATTERY KG	LB	LENGTH MM	IN	DRIVE IN	SOUND LEVEL dB(A)	VOLTAGE V	BATTERY	CHARGER
UDBP-TA70(P)	Shut-off	4,800	26 - 47	19.2 - 34.7	2.0	4.4	234	9.2	3/8 sq.	76	33.3	UB333Li	UBC
UDBP-TA70(P)-RF	Shut-off with wireless RF transmission	4,800	26 - 47	19.2 - 34.7	2.0	4.4	234	9.2	3/8 sq.	76	33.3	UB333Li	UBC

\* (P) Designates 3/8" square drive anvil with socket retainer pin. Tools with no (P) suffix have a quick-change driver anvil.

NOTE: Torque ranges reflect residual B joint torque values.

- Use part number **UDBP-TA70(P)-B** for a kit that includes 1 standard shut-off tool and 1 battery.
- Use part number **UDBP-TA70(P)-KIT** for a kit that includes 1 standard shut-off tool, 2 batteries, and 1 charger.
- Use part number **UDBP-TA70(P)-RF-B** for a kit that includes 1 RF shut-off tool and 1 battery. Use part number **UDBP-TA70(P)-RF-KIT** for a kit that includes 1 standard shut-off tool, 2 batteries, and 1 charger.
- Use part number **UDBP-TA70(P)-RF-KTR** for a kit that includes 1 RF shut-off tool, 2 batteries, 1 charger, and 1 receiver.

## ACCESSORIES FOR UDBP SERIES



Battery: UB333Li



Charger: UBC



Battery Cover: 863-978-1



Body Jacket: 863-966-1



RF Receiver: TWF-600R

MODEL	DESCRIPTION
UB333Li	Lithium-Ion battery
UBC	Battery charger. Charge Time: 80% battery capacity - 40 minutes, 100% battery capacity - 64 minutes.
863-966-1	Body jacket for UDBP TA70 series
863-978-1	Battery Cover for UDBP 70 Series
TWF-600R	Receiver for UDBP (RF) type tools 426 Mhz (sold separately)

\*  logo indicates where ERGO-DRIVE sockets/extensions benefit tool operation.

# UDP-TA SERIES

## DIRECT PLUG IN, SHUT OFF PULSE TOOLS

### FEATURES AND BENEFITS

- Direct Wall Plug in – Tool plugs directly to 100 – 115 VAC wall power with circuit protection breaker box or integrated power cable balancer
- Brushless (IPM) Motor provides long motor life with integrated trigger activated fan for increased duty cycle
- Patented Auto Relief Pulse Unit Technology
- Lightweight, high impact, rugged plastic housing for superior ergonomics
- Optional power cable integrated balancer available



UDP-TA40(B)



UDP-TA50D(B-TL)

MODEL	TORQUE RANGE		RPM FREE SPEED	OVERALL LENGTH		WEIGHT		DRIVE
	NM	FT-LB		IN	MM	LB	KG	
Bottom Cable Exit Models (denoted by B)								
UDP-TA40 (B)	4.5 - 8.0	3.3 - 5.9	3,300	7.1	179.5	3.0	1.4	3/8" Sq.
UDP-TA40D (B)	4.5 - 8.0	3.3 - 5.9	3,300	7.2	182.5	3.0	1.4	1/4" Hex
UDP-TA50 (B)	7.0 - 15.5	5.2 - 11.5	3,900	7.1	179.5	3.0	1.4	3/8" Sq.
UDP-TA50D (B)	7.0 - 15.5	5.2 - 11.5	3,900	7.2	182.5	3.0	1.4	1/4" Hex
UDP-TA55 (B)	12.5 - 25.0	9.3 - 18.5	4,800	7.3	184.5	3.0	1.4	3/8" Sq.

Top Cable Exit Models (denoted by (B-TL) )								
MODEL	TORQUE RANGE		RPM FREE SPEED	OVERALL LENGTH		WEIGHT		DRIVE
	NM	FT-LB		IN	MM	LB	KG	
UDP-TA40 (B-TL)	4.5 - 8.0	3.3 - 5.9	3,300	7.1	179.5	3.0	1.4	3/8" Sq.
UDP-TA40D (B-TL)	4.5 - 8.0	3.3 - 5.9	3,300	7.2	182.5	3.0	1.4	1/4" Hex
UDP-TA50 (B-TL)	7.0 - 15.5	5.2 - 11.5	3,900	7.1	179.5	3.0	1.4	3/8" Sq.
UDP-TA50D (B-TL)	7.0 - 15.5	5.2 - 11.5	3,900	7.2	182.5	3.0	1.4	1/4" Hex
UDP-TA55 (B-TL)	12.5 - 25.0	9.3 - 18.5	4,800	7.3	184.5	3.0	1.4	3/8" Sq.

### OPTIONAL ACCESSORIES

MODEL	DESCRIPTION
UCB-25	Power Cable Balancer
UCB-TA-CBL	110VAC Wall-to-Breaker Power Cable
910-629-0	Breaker Unit
910-618-0	5M UDP Tool to Breaker Cable
910-619-0	10M UDP Tool to Breaker Cable
910-627-0	5M UDP Extension Cable*

\* Extension Cables connect between Tool and Breaker Cables



UCB-25  
Power Cable  
Balancer



910-619-0  
10M Tool-to-Breaker  
Cable



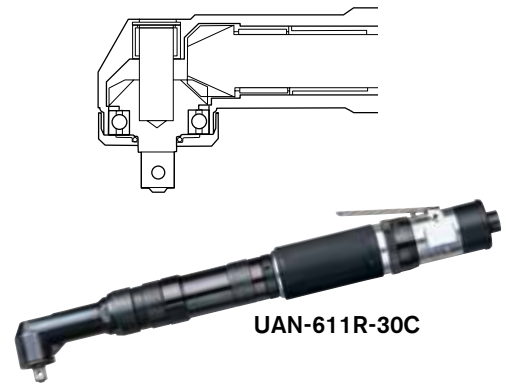
910-629-0 Breaker Unit  
UCB-TA-CBL Wall-to-Breaker  
Power Cable

# UAN & URW SERIES NUTRUNNERS

## UAN SERIES ANGLE NUTRUNNERS

Designed for fastening in tight quarters or applications not served well by a pulse tool. The UAN Series transfers torque through beveled angle gears, continuously driving the fastener. When the resistance to rotation overcomes the spring resistance on the clutch, the tool will disengage at the adjusted torque value. Low reaction force characteristics on hard joints make it comfortable for the operator to use. Ideal for applications ranging from 6 – 60 Nm (4 – 44 ft-lb).

- Torque Control
- Electronically Monitored or Controlled type



**UAN-611R-30C**

## ANGLE/INLINE TORQUE CONTROL UAN SERIES

Recommended Air Pressure: 85 psi

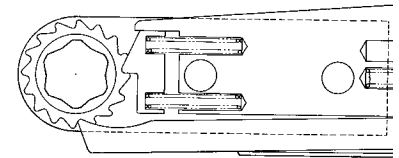
MODEL	TORQUE RANGE		FREE SPEED RPM	OVERALL LENGTH		ANGLE HEAD HEIGHT		FROM CENTER TO OUTSIDE		WEIGHT LESS SOCKET		SQUARE DRIVE IN	NOISE LEVEL dB(A)	AIR USAGE CFM
	NM	FT-LB		MM	IN	MM	IN	MM	IN	KG	LB			
ANGLE														
UAN-611R-60C	6.5 - 12.0	4.3 - 8.6	620	383	15.1	47	1.9	14.0	0.5	1.6	3.5	3/8	80	21.2
UAN-611R-50C	8.5 - 15.0	5.7 - 10.8	470	373	14.7	47	1.9	14.0	0.5	1.6	3.5	3/8	80	21.2
UAN-611R-40C	10.0 - 18.0	7.2 - 12.9	400	373	14.7	47	1.9	14.0	0.5	1.6	3.5	3/8	80	21.2
UAN-611R-30C	13.0 - 25.0	9.3 - 18.0	270	373	14.7	47	1.9	14.0	0.5	1.6	3.5	3/8	80	21.2
UAN-701R-60C	20.0 - 31.0	14.5 - 23.1	600	445	17.5	47	1.9	14.0	0.5	2.4	5.3	3/8	85	31.8
UAN-701R-40C	28.0 - 45.0	21.0 - 33.3	400	455	17.9	51	2.0	18.0	0.7	2.4	5.3	3/8	85	31.8
UAN-701R-30C	37.0 - 60.0	27.5 - 44.1	300	455	17.9	58	2.3	18.0	0.7	2.4	5.3	1/2	85	31.8

Air Hose Size: 3/8 I.D.

Air Inlet: N.P.T. 1/4

## URW SERIES IN-LINE RATCHET WRENCHES

Designed to set flush over the fastener head, the URW Series is ideal for narrow fastening spaces. Motor torque is transferred from a gear driven, dual lobed cam that pushes a spring loaded push rod, rotating the socket one tooth at a time. A wide variety of socket sizes, head thicknesses, and tool lengths allow the URW Series access to many difficult applications.



## URW SERIES RATCHET WRENCHES

Recommended Air Pressure: 85 psi

MODEL	MAX TORQUE		FREE SPEED RPM	OVERALL LENGTH		WEIGHT		MIN/MAX HEX SOCKET SIZE		AIR USAGE CFM
	NM	FT-LB		MM	IN	LB	KG	MM	IN	
STRAIGHT HEAD										
URW-6	11	8.1	210	292	11.5	2.5	1.2	6 - 12	1/4 - 7/16	9.9
URW-8N	16	11.8	260	300	11.8	4.2	1.9	7 - 15	7/16 - 9/16	19.5
URW-8	16	11.8	240	360	14.2	5.0	2.3	7 - 15	7/16 - 9/16	19.8
URW-9N	31	22.9	140	380	15.0	5.2	2.4	7 - 15	7/16 - 9/16	23.7
URW-10N	57	42.2	155	394	15.5	5.8	2.7	10 - 19	9/16 - 3/4	25.0
URW-12N	59	43.7	145	397	15.6	5.9	2.7	12 - 23	3/8 - 13/16	25.0

Air Hose Size: 3/8 I.D.

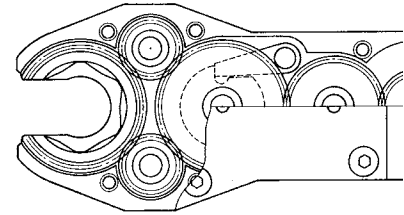
Air Inlet: N.P.T. 1/4

# TUBENUT & GEARED NUTRUNNERS

## UOW SERIES OPEN-END NUTRUNNERS

Designed for tubenut fastening, the UOW Series can transfer torque through a variety of options.

- Stall Type – Depending on the application requirements, the standard UOW Series will stall when torque resistance matches power output
- Mechanical Shut-off Type – For greater torque accuracy and less reaction impulse to the operator, the UOW-T Series incorporates a mechanical clutch to shut off the tool at the preset torque
- Electronically Monitored Type – For critical torque applications requiring monitoring or controlling of the fastening torque, the UOW-M Series utilizes a transducer to signal the clutch shut-off
- UOW series incorporates a one-hand, two-step throttle, which automatically reverses the socket to a preset open position



UOW-11-10

UOW-11-14

UOW-11-22

UOW-11-30

UOW-T60-22

UGW-8N

## UOW/UOW-T SERIES TUBENUT WRENCHES

Recommended Air Pressure: 85 psi

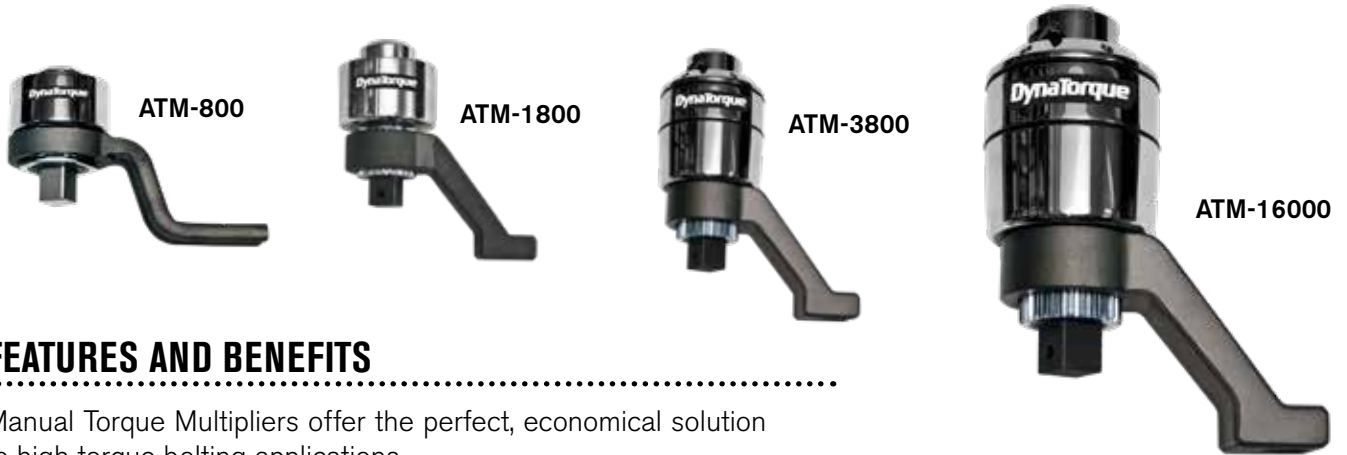
MODEL	MAX TORQUE/RANGE		FREE SPEED RPM	OVERALL LENGTH		WEIGHT		MIN/MAX HEX SOCKET SIZE		NOISE LEVEL dB(A)	AIR USAGE CFM
	NM	FT-LB		MM	IN	LB	KG	MM	IN		
<b>STALL</b>											
UOW-11-10	13	9.6	390	295	11.7	3.3	1.5	7 - 12	1/4 - 7/16	76	10.5
UOW-11-14	16	11.8	290	311	12.3	3.5	1.6	10 - 17	7/16 - 5/8	76	10.5
UOW-11-22	24	17.8	220	326	12.8	3.9	1.8	11 - 24	7/16 - 5/8	76	10.5
UOW-11-30	32	23.7	160	347	13.7	4.4	2.0	14 - 36	5/8 - 1-3/16	76	10.5
<b>SHUT-OFF CLUTCH</b>											
UOW-T60-10	4 - 14	3.0 - 10.4	300	370	14.6	4.6	2.1	7 - 12	1/4 - 7/16	76	10.5
UOW-T60-14	5 - 17	3.7 - 12.6	240	385	15.1	4.9	2.2	10 - 17	7/16 - 5/8	76	10.5
UOW-T60-22	7 - 24	5.2 - 17.8	170	400	15.8	5.2	2.4	11 - 24	7/16 - 5/8	76	10.5
UOW-T60-30	10 - 32	7.4 - 23.7	130	420	16.6	5.7	2.6	14 - 36	5/8 - 1-3/16	76	10.5
<b>GEARED WRENCHES</b>											
UGW-6N	18	13.3	530	310	12.2	3.1	1.4	9 - 12	3/8 - 7/16	76	10.5
UGW-8N	23	17.0	410	322	12.7	3.2	1.5	10 - 17	7/16 - 5/8	76	10.5

Air Hose Size: 3/8 I.D.

Air Inlet: N.P.T. 1/4

\*  logo indicates where ERGO-DRIVE sockets/extensions benefit tool operation.

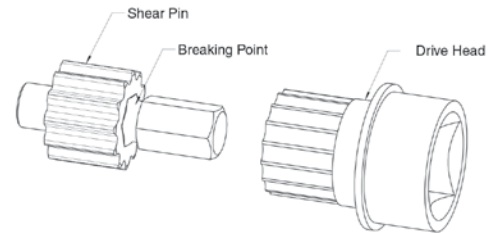
# DYNATORQUE MANUAL TORQUE MULTIPLIERS



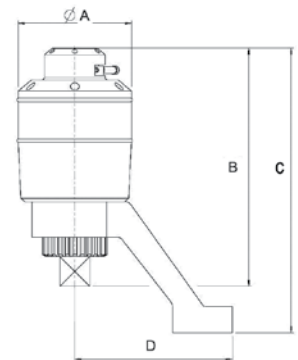
## FEATURES AND BENEFITS

Manual Torque Multipliers offer the perfect, economical solution to high torque bolting applications.

- Superior power to weight ratio
- Delivered torque accuracy +/- 4%
- Anti-Wind Up safety feature (2,800 NM models and up) prevents input device from springing backward when released
- True torque multiplication ratios
- Standard reaction arms supplied. Custom reaction arms/nose extensions available to suit specific applications
- No preventative maintenance required
- Overload protected by shear-drive design (spare torsion shaft included). Easily replace sheared-off pins at the work site



MODEL	INPUT IN	OUTPUT IN	RATIO	MAX TORQUE OUTPUT		A (MM)	B (MM)	C (MM)	D (MM)	WEIGHT*	
				Nm	Ft-Lb					LB	KG
ATM-800	1/2	3/4	1:3.5	800	590	65	105	132	130	2.9	1.3
ATM-1800	3/4	1	1:3.6	1,800	1,327	90	150	188	132	6.6	3.0
ATM-2800	1/2	1	1:1.3	2,800	2,066	95	200	240	132	11.5	5.2
ATM-3800	3/4	1	1:1.3	3,800	2,804	95	200	240	132	11.5	5.2
ATM-5000	3/4	1.5	1:1.7	5,000	3,690	120	215	272	150	15.4	7.0
ATM-8000	3/4	1.5	1:4.9	8,000	5,904	132	268	344	200	25.4	11.5
ATM-12000	3/4	1.5	1:5.8	12,000	8,856	156	272	348	200	30.9	14.0
ATM-16000	3/4	2.5	1:7.5	16,000	11,808	215	292	370	225	57.3	26.0



\* Weight shown does not include weight of reaction device.



## CARRYING CASE

All DynaTorque Multipliers are supplied in a rugged, weather-resistant, portable carrying case.



# US-LT PNEUMATIC SCREWDRIVERS

## TORQUE CONTROL AUTOMATIC SHUT-OFF TYPE

- Precise repeatability improves quality
- Minimal wear on internal parts for longer life
- Quick shut off for minimum torque reaction
- Speed choice for flexibility
- Easy external torque adjustment
- Midrange air motor provides high speed during entire cycle
- Ideal for industrial torque control applications



US-LT30B Series



US-LT50B Series



US-LT10B



US-LT20B Series



US-LT40B Series

## TORQUE CONTROL LIGHT TOUCH (LT) SERIES - PUSH-TO-START INLINE

Recommended Air Pressure: 85 psi

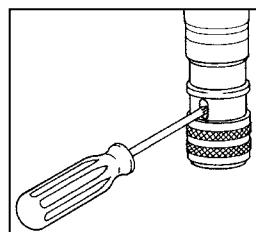
MODEL	TORQUE RANGE		FREE SPEED RPM	OVERALL LENGTH		WEIGHT		FROM CENTER TO OUTSIDE		NOISE LEVEL dB(A)	AIR USAGE CFM
	NM	IN-LB		MM	IN	LB	KG	MM	IN		
US-LT10B	0.2 - 0.6	1.8 - 5.3	1,000	191	7.5	0.6	0.3	12.0	0.5	75	5.2
US-LT20B-10	0.4 - 1.1	3.1 - 9.7	1,000	180	7.1	0.7	0.3	13.0	0.5	70	5.6
US-LT20B-18	0.3 - 0.7	2.2 - 6.2	1,800	180	7.1	0.7	0.3	13.0	0.5	70	5.6
US-LT30B-11	1.1 - 2.1	9.7 - 18.5	1,100	187	7.4	0.9	0.4	15.5	0.6	70	7.0
US-LT30B-17	0.7 - 1.5	6.2 - 13.2	1,700	187	7.4	0.9	0.4	15.5	0.6	70	7.0
US-LT30B-23	0.4 - 1.0	3.5 - 8.8	2,300	187	7.4	0.9	0.4	15.5	0.6	71	7.0
US-LT40B-08	1.6 - 4.0	14.1 - 35.2	800	209	8.2	1.4	0.7	16.5	0.6	70	10.5
US-LT40B-15	1.0 - 2.2	6.2 - 19.4	1,500	209	8.2	1.4	0.7	16.5	0.6	70	10.5
US-LT40B-21	1.0 - 1.7	6.2 - 15.0	2,100	209	8.2	1.4	0.7	16.5	0.6	74	10.5
US-LT50B-05	5.0 - 10.2	44.0 - 92.4	480	240	9.5	2.2	1.0	19.5	0.8	74	17.5
US-LT50B-08	3.0 - 5.5	26.4 - 48.4	800	240	9.5	2.2	1.0	19.5	0.8	75	17.5
US-LT50B-17	1.5 - 2.6	9.7 - 23.0	1,700	240	9.5	2.2	1.0	19.5	0.8	75	17.5

Air Hose Size: 1/4 I.D. for US-LT10B - US-LT40B Series - 3/8" I.D. for US-LT50B Series  
Each model is equipped with its standard and alternate clutch springs

Air Inlet: 1/8 for US-LT10B - US-LT20B Series - 1/4" for US-LT30B - US-LT50B Series

## EXTERNAL TORQUE ADJUSTMENT (AIR SHUT-OFF)

Set the hand driver into the key hole on the Adjusting Gear, turn clockwise to increase torque. Turn counter clockwise to decrease torque.



408-088-2

## SILENCER ASSEMBLIES

MODEL	DIRECT TYPE SILENCER	LEADER HOSE ASSEMBLY	EXHAUST HOSE ASSEMBLY
US-LT10 Series	N/A	934-201-0	459-885-1
US-LT20 Series	N/A	934-201-0	455-885-1
US-LT30 Series	408-088-2	934-150-0	408-885-0
US-LT40 Series	496-088-1	934-150-0	-



# US-LT PNEUMATIC SCREWDRIVERS



US-LT30B\_C Series



US-LT40B\_C Series



US-LT40\_C Series



US-LT30BL Series



US-LT40BL Series

## TORQUE CONTROL LIGHT TOUCH (LT) SERIES - ANGLE AND LEVER

Recommended Air Pressure: 85 psi

MODEL	TORQUE RANGE (SOFT JOINT)		FREE SPEED RPM	OVERALL LENGTH		WEIGHT		FROM CENTER TO OUTSIDE		HEX BIT OR DRIVE SIZE IN	NOISE LEVEL dB(A)	AIR USAGE CFM
	NM	IN-LB		MM	IN	LB	KG	MM	IN			
ANGLE												
US-LT30B-11C	1.1 - 2.1	3.5 - 18.5	1,100	298	10.7	1.5	0.7	36	1.4	1/4	73	7.0
US-LT30B-17C	0.7 - 1.5	3.5 - 13.2	1,700	295	10.7	1.5	0.7	36	1.4	1/4	73	7.0
US-LT40B-03C	5.0 - 10.0	44 - 88	300	359	14.2	2.4	1.1	35.5	1.4	3/4	72	10.5
US-LT40B-05C	2.3 - 5.7	20.0 - 49.5	500	322	13.0	2.1	0.9	38.5	1.5	1/4	75	10.5
US-LT40B-08C	1.6 - 4.0	8.7 - 34.7	800	320	12.8	2.0	0.9	36	1.4	1/4	75	10.5
US-LT40B-15C	1.0 - 2.2	8.7 - 19.4	1,500	320	12.8	2.0	0.9	36	1.4	1/4	75	10.5
US-LT40-03C	5.0 - 10.0	43.4 - 86.8	300	360	14.2	2.4	1.1	35.5	1.4	1/4 Sq.	72	10.5
US-LT40-05C	2.3 - 5.7	20.0 - 50.2	500	322	13.0	2.1	0.9	35.5	1.4	1/4 Sq.	75	10.5
US-LT40-08C	1.6 - 4.0	8.7 - 34.7	800	320	12.8	2.0	0.9	32	1.3	1/4 Sq.	75	10.5
LEVER												
US-LT30BL-11	1.1 - 2.1	9.7 - 18.5	1,100	229	8.2	1.2	0.5	15	0.6	1/4	70	5.2
US-LT30BL-17	0.7 - 1.5	6.2 - 13.2	1,700	229	8.2	1.2	0.5	15	0.6	1/4	70	5.2
US-LT40BL-08	1.6 - 4.0	14.1 - 35.2	800	249	9.8	1.5	0.7	17	0.7	1/4	70	5.6
US-LT40BL-15	1.0 - 2.2	8.8 - 19.4	1,500	249	9.8	1.5	0.7	17	0.7	1/4	70	5.6

Angle Head Height: 32 - 36mm

Air Inlet: N.P.T. 1/4"

Air Hose Size: 1/4" I.D. for all models



US-LT31PB Series



US-LT41PB Series



US-LT51PB Series



US-LT60P Series

## TORQUE CONTROL LIGHT TOUCH (LT) SERIES - PISTOL

Recommended Air Pressure: 85 psi

MODEL	TORQUE RANGE (SOFT JOINT)		FREE SPEED RPM	OVERALL LENGTH		WEIGHT		FROM CENTER TO OUTSIDE		NOISE LEVEL dB(A)	AIR USAGE CFM
	NM	IN-LB		MM	IN	LB	KG	MM	IN		
US-LT31PB-05	2.4 - 5.0	21.1 - 44.0	500	189	8.2	1.9	0.9	16	0.6	70	7.0
US-LT31PB-11	1.1 - 2.1	9.7 - 18.5	1,100	170	7.0	1.6	0.7	16	0.6	70	7.0
US-LT31PB-17	0.7 - 1.5	6.2 - 13.2	1,700	170	7.0	1.6	0.7	16	0.6	70	7.0
US-LT31PB-23	0.4 - 1.0	3.5 - 8.8	2,300	170	7.0	1.6	0.7	16	0.6	70	7.0
US-LT41PB-08	1.6 - 4.0	14.0 - 35.2	800	175	7.7	1.9	0.9	17	0.6	70	10.5
US-LT41PB-15	1.0 - 2.2	8.8 - 19.4	1,500	175	7.7	1.9	0.9	17	0.6	70	10.5
US-LT41PB-21	1.0 - 1.7	8.8 - 15.0	2,500	175	7.7	1.9	0.9	17	0.6	74	10.5
US-LT51PB-05	5.0 - 10.5	44.0 - 92.4	480	198	8.5	2.6	1.2	20	0.8	74	17.5
US-LT51PB-08	3.0 - 5.5	26.4 - 48.4	800	198	8.5	2.6	1.2	20	0.8	75	17.5
US-LT51PB-17	1.5 - 2.6	13.2 - 22.9	1,700	198	8.5	2.6	1.2	20	0.8	75	17.5
US-LT60P-03*	7.0 - 20.0	61.6 - 176.0	320	230	9.1	3.7	1.7	22	0.9	75	21.0
US-LT60P-07*	4.0 - 10.0	35.2 - 88.0	650	230	9.1	3.7	1.7	22	0.9	76	21.0
US-LT60P-11*	4.0 - 7.0	35.2 - 61.6	1,100	230	9.1	3.7	1.7	22	0.9	77	21.0

Air Hose Size: 1/4 I.D. for US-LT31PB & US-LT41PB Series

Air Inlet: N.P.T. 1/4"

3/8 I.D. for US-LT31PB-05, US-LT51PB Series & US-LT60P Series

\* Optional 3/8" Sq. Drive available for US-LT60P Series ADD (P) to Model Number

# US & US-LD PNEUMATIC SCREWDRIVERS



**US-LD40P-15**



**US-LD50P-08**



**US-3.5ACB**

## DIRECT DRIVE SERIES

Recommended Air Pressure: 72 psi

MODEL	MAX TORQUE				FREE SPEED RPM	OVERALL LENGTH		WEIGHT		FROM CENTER TO OUTSIDE		NOISE LEVEL dB(A)	AIR USAGE CFM
	SOFT JOINT NM	FT-LB	HARD JOINT NM	FT-LB		MM	IN	LB	KG	MM	IN		
PISTOL													
US-LD40P-08	4.8	3.6	5.7	4.2	940	130	5.1	1.5	0.7	17	0.7	70	14.0
US-LD40P-15	3.0	2.2	3.2	2.4	1,700	130	5.1	1.5	0.7	17	0.7	70	14.0
US-LD40P-21	2.0	1.5	2.8	2.1	2,500	130	5.1	1.5	0.7	17	0.7	74	14.0
US-LD50P-05	10.0	7.4	11.2	8.3	500	153	6.0	2.0	0.9	20	0.8	74	17.5
US-LD50P-08	6.5	4.8	7.8	5.8	900	153	6.0	2.0	0.9	20	0.8	75	17.5
US-LD50P-17	3.5	2.6	5.9	4.4	1,900	150	5.9	2.0	0.9	20	0.8	75	17.5

ANGLE	MAX TORQUE				CAPACITY (SCREW SIZE)		FREE SPEED RPM	OVERALL LENGTH		WEIGHT		FROM CENTER TO OUTSIDE		NOISE LEVEL dB(A)	AIR USAGE CFM
	SOFT JOINT NM	FT-LB	HARD JOINT NM	FT-LB	MM	IN		MM	IN	LB	KG	MM	IN		
US-3.5ACB	1.75	1.1	2.5	1.8	4	No. 8	2,000	200	79	1.4	0.7	10.0	0.4	85	7.0

Air Hose Size: 1/4" I.D.

Air Inlet: N.P.T. 1/4"



**US-3.5B**



**US-5**

## CUSHION CLUTCH SERIES

Recommended Air Pressure: 57 psi

MODEL	CAPACITY (SCREW SIZE)		FREE SPEED RPM	OVERALL LENGTH		WEIGHT LESS BIT		FROM CENTER TO OUTSIDE		NOISE LEVEL dB(A)	AIR USAGE CFM
	MM	IN		MM	IN	LB	KG	MM	IN		
US-3.5B	4	No. 8	2,000	214	8.5	1.4	0.6	17	0.7	75	7.0
US-5	5	No. 10	1,400	236	7.1	2.4	1.1	21	0.8	75	7.0

Air Hose Size: 1/4" I.D.

Air Inlet: N.P.T. 1/4"



**US-350PW**



**US-450PW**



**US-652PW**



**US-450WB**

## IMPACT SERIES

Recommended Air Pressure: 85 psi

MODEL	CAPACITY (SCREW SIZE)		FREE SPEED RPM	OVERALL LENGTH		WEIGHT LESS BIT		FROM CENTER TO OUTSIDE		NOISE LEVEL dB(A)	AIR USAGE CFM
	MM	IN		MM	IN	LB	KG	MM	IN		
PISTOL											
US-350PW	4	No. 8	15,000	121	4.8	1.2	0.5	17	0.7	81	7.0
US-450PW	5	No. 10	14,000	151	5.9	1.7	0.8	17	0.7	79	7.0
US-652PW	6	1/4	9,000	155	6.1	1.9	0.9	23	0.9	79	12.4
STRAIGHT											
US-6W	6	1/4	9,500	187	7.4	1.8	0.8	22.5	0.9	85	10.5
US-450WB	5	No. 10	11,000	161	6.3	1.2	0.6	18.5	0.7	80	7.0

Air Hose Size: 1/4" I.D.

Air Inlet: N.P.T. 1/4"

Recommended air pressure: 57 psi for US-350PW, US-450PW, US-6W, and US-450WB / 72 psi for US-652PW.

(R) Denotes Directional Muffled Rear Exhaust option

NOTE: Additional models available. Please contact AIMCO, 1-503-254-6600, or toll free 1-800-852-1368

Tested and **PROVEN** to **BEAT** the competition in vibration and noise levels. These tools outperform the competition in number of rundowns per battery charge.



## SHUT-OFF IMPACT TOOLS

The **Signature Series** Impact Shut-Off Pistol Tool can operate as a standard impact wrench or as an impact wrench with a programmable shut-off point, preventing over-torquing. These innovative tools deliver a torque range of 3–120 Nm (2–89 ft-lb). No torque reaction, coupled with the ergonomic, lightweight design and reduced vibration, helps to prevent user injury.

## FEATURES AND BENEFITS

- Brushless motor provides longer motor life and increased efficiency
- Easy-to-read process information lights
- Advanced shut-off system
- LED light for work-area illumination
- Programmable buttons for easy operation
- Li-Ion battery provides long battery life
- Mini USB port for connection to optional programmer (SPC-2PGM)



SIW-P5538

MODEL	TORQUE RANGE		MAX TORQUE		FREE SPEED	BATTERY		WEIGHT		ANVIL SIZE	NOISE LEVEL dB(A)
	NM	FT-LB	NM	FT-LB		(V)	LB	KG			
SIW-P2525Q	3 - 25	2 - 18	40	30	2,400	18	2.2	1	1/4 QC	71	
SIW-P3225Q	6 - 32	4 - 24	90	66	2,400	18	2.2	1	1/4 QC	71	
SIW-P3238	6 - 32	4 - 24	90	66	2,400	18	2.2	1	3/8 Sq Dr	71	
SIW-P5538	15 - 55	11 - 41	120	90	2,400	18	2.4	1.1	3/8 Sq Dr	71	
SIW-P5550	15 - 55	11 - 41	120	90	2,400	18	2.4	1.1	1/2 Sq Dr	71	
SIW-P10050	25 - 100	18 - 74	180	133	2,400	18	2.4	1.1	1/2 Sq Dr	71	
SIW-P12050	30 - 120	22 - 89	210	155	2,400	18	2.9	1.3	1/2 Sq Dr	71	

Shut-Off Impact Tools Include: Body Jacket, Bail, and one (1) 18V Li-Ion Battery

## BATTERY AND CHARGER

The **Signature Series** Shut-Off Impact Tool battery features a slim profile design and a slide mount connection to the tool, which ensures durability and makes changing out batteries quick and easy.

BATTERY MODEL #	VOLTAGE / CAPACITY	TYPE
SIW-B18LI	18V, 2.0 Ah	Li-Ion
SIW-B18LI-HC	18V, 4.0 Ah	Li-Ion
CHARGER MODEL #	OUTPUT	INPUT
SIW-C18	18V-19.2V, 4.0 A	100-240VAC, 50-60 Hz



SIW-B18LI

SIW-C18

## ACCESSORIES

MODEL #	DESCRIPTION
BJ10091	Grey Body Jacket Cover
SIW-PBL	Suspension Bail
SIW-38PR	Pin Retainer Kit, 3/8" Drive
SIW-50PR	Pin Retainer Kit, 1/2" Drive



BJ10091



SIW-PBL

Quick shut-off, precision clutch minimizes torque reaction and ensures precise application of torque.

## PRECISION CLUTCH TOOLS

**Signature Series** precision clutch tools feature a quick-releasing clutch that delivers accuracy across multiple joint types. Constructed of precision machined parts, this tool guarantees accuracy and durability over the life of the tool.

## FEATURES AND BENEFITS

- LED indicator provides simple process information to the operator. The signal is visible from any angle
- Press button for easy F/R operation
- LED light for working in dark areas
- Trigger repeat protection avoids double hits on already seated screws
- Easily attached sliding battery system
- Mini USB port for connection to optional programmer (SPC-2PGM)
- Li-Ion battery pack delivers longer run time
- Ergonomic handle design provides outstanding balance and weight and is ideal for accessing hard-to-reach locations
- Angle tool enables multiple head positions



SPC-P2325Q



SPC-A21625

MODEL	TORQUE RANGE		FREE SPEED RPM RANGE (PROGRAMMABLE WITH PROGRAMMER ACCESSORY)	BATTERY VOLTAGE	TOOL WEIGHT (W/O BATTERY)		ANVIL SIZE
	NM	FT-LB			LB	KG	
Pistol Grip*							
SPC-P2325Q	.8 - 3	.6 - 2.2	500 - 1,550	18V	2.1	.95	1/4" hex
SPC-P2625Q	1 - 6	.7 - 4.4	300 - 1,000	18V	2.1	.95	1/4" hex
SPC-P2925Q	1.5 - 9	1.1 - 6.6	300 - 800	18V	2.1	.95	1/4" hex
SPC-P21225Q	2 - 12	1.5 - 8.8	250 - 600	18V	2.1	.95	1/4" hex
Right Angle Nutrunner**							
SPC-A21025Q	3 - 12	2.2 - 8.8	400 - 1,000	18V	3.5	1.6	1/4" hex
SPC-A21025	3 - 12	2.2 - 8.8	400 - 1,000	18V	3.5	1.6	1/4" Sq
SPC-A21038	3 - 12	2.2 - 8.8	400 - 1,000	18V	3.5	1.6	3/8" Sq
SPC-A21625Q	5 - 18	3.7 - 13.3	300 - 600	18V	3.5	1.6	1/4" hex
SPC-A21625	5 - 18	3.7 - 13.3	300 - 600	18V	3.5	1.6	1/4" Sq
SPC-A21638	5 - 18	3.7 - 13.3	300 - 600	18V	3.5	1.6	3/8" Sq
SPC-A23038	8 - 30	5.9 - 22	250 - 480	18V	3.5	1.6	3/8" Sq
SPC-A23538	10 - 35	7.4 - 25.8	220 - 330	18V	3.5	1.6	3/8" Sq
SPC-A25038	10 - 50	7.4 - 37	200 Non-Programmable Fixed Speed***	18V	5.3	2.4	3/8" Sq
SPC-A27038	20 - 70	14.8 - 51.7	170 Non-Programmable Fixed Speed***	18V	6.3	2.9	3/8" Sq
SPC-A210050	35 - 100	26 - 74	119 Non-Programmable Fixed Speed***	18V	7.4	3.4	1/2" Sq

\* Pistol Grip Tools include: Torque Adjustment Tool and one (1) 18V Li-Ion Battery

\*\* Angle Nutrunners include: Torque Adjustment Tool, Head Indexing Spanner Wrench, and one (1) 18V Li-Ion Battery

\*\*\* High torque tools feature fixed RPM

## BATTERY AND CHARGER

The AIMCO **Signature Series** Precision Clutch Tool battery and charging system could not be more simple. One universal battery and charger interface with all of the **Signature Series** Precision Clutch tools. Each tool utilizes the same lightweight 18V Li-Ion battery, which provides superior battery life. The charger accepts input AC power of 100–240VAC, making use simple anywhere in the world.



SPC-B218LI




SPC-C218-19

BATTERY MODEL #	VOLTAGE	TYPE	CAPACITY	WEIGHT
SPC-B218LI	18V	Li-Ion	2.0 Ah	.8 Lb/.4 kg
SPC-B218LI-HC	18V	Li-Ion	4.0 Ah	1.4 Lb/.64 kg
CHARGER MODEL #	OUTPUT	INPUT	DIMENSIONS (W/O BATTERY)	WEIGHT
SPC-C218-19	18V-19.2V 3.0 A	100-240VAC 50-60 Hz	6.25" deep x 5" wide x 3.5" tall 158.75 mm x 127 mm x 89 mm	1.2 Lb/.54 kg

## PRECISION CLUTCH TOOL ATTACHMENTS

A wide variety of special heads and attachments can be fitted to Signature Series Angle Nutrunners. Contact your AIMCO representative for assistance, 1-503-254-6600, or toll free 1-800-852-1368.



## QUICK CLIP

The two piece Quick Clip comes with a belt clip and a stretch cord attachment for the Signature Series Precision Clutch pistol tool. The patented ball feature allows for quick and easy release.

SPC-QC

## BODY JACKETS


Prevent damage to the workpiece.

MODEL	DESCRIPTION
 BJ10082	Clear Body Jacket for Signature Series Precision Clutch Pistol Tools
 BJ10083	Clear Body Jacket for Signature Series Precision Clutch Angle Nutrunners

TOOL SPEED PROGRAMMER

Each **Signature Series** battery tool has programmable features that enhance operator efficiency. Programmable features include:

- Tool speed control from minimum (1,500 rpm) to maximum (2,400 rpm) speed in 50 rpm increments
- Forward/Reverse Mode - Three setting options
- Two-stage trigger delay control
- Screw count / impact count
- Supervisor level "lock-out" control



SPC-2PGM

Additionally, the **Signature Series** battery tool has an integrated mini USB connector that couples to the **Signature Series** Programmer module. Simply connect the tool to the Programmer Module and flash the tool to the desired RPM. The programmed RPM will remain until a change is desired.

HOLSTERS



AIMCO offers right-hand and left-hand holsters for pistol and right angle tools.

SPC-P-HL-LH for Left Hand  
SPC-P-HL-RH for Right Hand

TOOL BASKETS



21226

AIMCO tool baskets can be affixed to a bench or rack and can be used for either a pistol or right angle tool.

Signature Series

Signature Series tools can be adapted to a wide range of application-specific configurations. Contact your AIMCO Customer Service Associate for assistance, 1-503-254-6600, or toll free 1-800-852-1368.

# ELECTRIC SCREWDRIVERS

## ELECTRA<sup>®</sup> SERIES

- Available in push-to-start and lever start styles
- Ergonomic design – Lightweight, compact housings ensure operator comfort during operation
- Accurate torque control – Precise controlled fastening with automatic shut-off clutches
- External brush replacement – Virtually no down time for brush replacement
- External torque adjustment – Torque level can be easily adjusted by simply turning the external adjustment ring



AE-5681



- UL Listed and CE Certified – Drivers meet electrical safety standards in both the U.S. and Europe
- Direct plug-in style – Offers easy and convenient start-up (certain models), simply plug it in
- State-of-the-art motor design – Ensures comfortable grip temperature for operator and extended motor life

## ELECTRA<sup>®</sup> SERIES

MODEL	TORQUE RANGE		FREE SPEED RPM	WEIGHT		LENGTH		HEX DRIVE		POWER SOURCE
	IN-LB	KGF-CM		LB	KG	IN	MM	IN	MM	
PUSH-TO-START DIRECT PLUG-IN SERIES										
AE-5681 (Includes torque cover)	3.5 - 15.6	4 - 18.0	1,000	1.2	0.5	9.3	237	1/4	6.4	115V AC*
AE-8681 (Includes pistol grip handle adapter)	15 - 45	23.0 - 51.8	600	1.6	0.7	10.6	269	1/4	6.4	115V AC*
LOW-VOLTAGE LEVER START SERIES (Requires External Power Supply)										POWER SUPPLY:
AE-2020	.35 - 1.3	.40 - 1.5	720	0.7	0.3	8.0	203	1/4	6.4	See page 33 for required power
AE-4020	.9 - 5	1.0 - 6.0	720	0.7	0.3	8.0	203	1/4	6.4	supplies <sup>2</sup>
AE-4520	1.3 - 8.7	1.5 - 10.0	720	0.7	0.3	8.0	203	1/4	6.4	
AE-7010	6.1 - 17.4	7.0 - 20.0	750	1.4	0.6	9.3	236	1/4	6.4	
AE-8010	10.4 - 26.0	12.0 - 29.9	550	1.4	0.6	9.3	236	1/4	6.4	
LOW-VOLTAGE PUSH-TO-START SERIES (Requires External Power Supply)										POWER SUPPLY:
AE-7010PS	6.1 - 17.4	7.0 - 20.0	750	1.4	0.6	9.3	236	1/4	6.4	See page 33 for power supplies <sup>2</sup>
AE-8010PS	10.4 - 26.0	12.0 - 29.9	550	1.4	0.6	9.3	236	1/4	6.4	

\* 220V AC is available upon request. Contact AIMCO at 1-503-254-6600, or toll free 1-800-852-1368.

## ELECTRA<sup>®</sup> LOW ESD SERIES

- Grounded bit – Grounded chuck assembly routes any existing charge to ground
- Carbonized housing – Handle material and buttons are constructed of carbonized plastic throughout, enabling any charge received by the handle to be routed to ground
- Long-Lasting ESD resistant handle – Material will maintain its integrity for the life of the handle, unlike coatings or paints



AE-5681ESD



## ELECTRA<sup>®</sup> LOW ESD SERIES

MODEL	TORQUE RANGE		FREE SPEED RPM	WEIGHT		LENGTH		HEX DRIVE		POWER SOURCE
	IN-LB	KGF-CM		LB	KG	IN	MM	IN	MM	
AE-4520ESD*	1.3 - 8.7	1.5 - 10.0	720	0.9	0.4	8.0	204	1/4	6.4	35V DC
AE-5681ESD	3.5 - 15.6	4 - 18.0	1,000	1.2	0.5	9.3	237	1/4	6.4	115V AC**

\* Low-voltage units require an external power supply.

\*\* 220V AC is available upon request. Contact AIMCO at 1-503-254-6600, or toll free 1-800-852-1368.

# ELECTRIC SCREWDRIVERS

## ELECTRA® SLIP CLUTCH SERIES

- High-speed performance – For quick and consistent assembly and disassembly
- Maximum ergonomics and convenience – Offers a combination of a slip clutch with a high speed motor to provide low torque reaction; one of the best power-to-weight ratios in the industry
- Added maintenance feature – LED light indicates when to change brushes. Brush cap contains a switch that shuts off the power during brush replacement
- Direct 110V plug-in – Eliminates the need for an external power supply



AE-2015



- 1/4" hex quick change chuck for easy bit changes
- External torque collar for easy torque adjustment.

## ELECTRA® SLIP CLUTCH SERIES

MODEL	RECOMMENDED TORQUE RANGE		FREE SPEED RPM	WEIGHT		LENGTH		HEX DRIVE		POWER SOURCE
	IN-LB	KGF-CM		LB	KG	IN	MM	IN	MM	
AE-2015	4.3 - 21.7	5.0 - 25.0	1,000	1.2	.55	9.2	234	1/4	6.4	110 V / 120V AC*

\*\* 220V AC is available upon request. Contact AIMCO at 1-503-254-6600, or toll free 1-800-852-1368.


## PRECISION SERIES

### For low torque applications

- Featuring ergonomic design
- Comes with options such as long-life brushless motors and adjustable speed power supplies

### STANDARD MODELS

- Optional speed control power supply – Enables infinite control from 20% to 100% of maximum tool speed and adjustable soft start to minimize cross threading
- Ergonomic housing – Oval shape conforms to hand
- Duralite – Casing material provides a secure grip
- Integrated Lever – Feather touch integrated lever reduces travel and stress. Requires only 2 mm of travel to activate
- External torque control – Twist and go



AE-6300  
AE-6450



### EXTENDED LIFE MODELS

- Sealed Swiss motor – For higher duty cycles, longer life, and less maintenance. Sealed casing means no brush changes are necessary
- Extended warranty on tool motor – Three year standard motor warranty
- Compact power supply – Makes setup a breeze

## PRECISION SERIES

MODEL	TORQUE RANGE		FREE SPEED RPM	WEIGHT		LENGTH		HEX DRIVE IN	
	IN-LB	KGF-CM		LB	KG	IN	MM		
STANDARD									
AE-6300	.85 - 5.0	1.0 - 5.8	725	0.9	0.4	8.5	216	1/4	
AE-6450	1.3 - 8.7	1.5 - 10.0	770	0.9	0.4	8.5	216	1/4	
HIGH SPEED									
AE-6300S	.35 - 4.3	0.4 - 5.0	920	0.9	0.4	8.5	216	1/4	
AE-6450S	1.3 - 8.7	1.5 - 10.0	920	0.9	0.4	8.5	216	1/4	
EXTENDED LIFE									
AE-6300M	1.0 - 5.5	1.1 - 6.3	550	0.9	0.4	8.5	216	1/4	



# ELECTRIC SCREWDRIVERS



**AE-224PS  
AE-278PS**



**APM-30**

## ELECTRA® SERIES ACCESSORIES – POWER SUPPLIES

MODEL	COMPATIBLE SCREWDRIVERS		TOOL RPM	VOLTAGE CONVERSION	DIMENSIONS	WEIGHT	
						LB	KG
AE-224PS	AE-2020 AE-2020ESD AE-4020 AE-4520 AE-4520ESD	AE-6300 AE-6300S AE-6450 AE-6450S	720	VARIABLE SPEED SOFT START	2.6 x 1.6 x 5.0 66 x 41 x 127 mm	1.0	.45
AE-278PS	AE-7010 AE-7010PS	AE-8010 AE-8010PS	STANDARD	110V AC - 220V AC 30V DC	1.6 x 5.0 x 2.6 41 x 127 x 66 mm	1.0	.45
APM-30	AE-6300M		550	110V AC - 220V AC 30V DC	2.1 x 3.4 x 1.9 53 x 87 x 48 mm	0.4	0.2



## DIGITAL FASTENING COUNTER

The AM Series fastener counter verifies and error-proofs the assembly process.

- Buzzer notifies of missing screws, incomplete fastening, and thread damage
- Counts up to 60,000 units and up to 99 screws per unit
- Connects easily to automation equipment using standard input/output signals
- Large LCD screen is easy to read. A green screen indicates OK fastening, a red screen indicates NG

MODEL	COMPATIBLE SCREWDRIVERS
AM-45	For AE-2020, AE-4020, AE-4520 Standard and ESD types
AM-65	For AE-7010, AE-7010PS, AE-8010 and AE-8010PS

## OPTIONAL ACCESSORIES



### ANGLE HEAD ATTACHMENTS

Available for lever start series. Not available for Low ESD Series.



### PISTOL GRIP HANDLE

Converts to a pistol style driver for horizontal fastening. Available for Trigger Start only (included with AE-8681).



### TORQUE COVER

Prevents accidental torque adjustment by the operator (included with AE-5681).

ITEM	MODEL	COMPATIBLE SCREWDRIVERS
Angle Head Attachments	AE-2045A	For AE-2020, AE-4020, AE-4520
	AE-7080A	For AE-7010, AE-8010
Pistol Grip Handle	AE-PG7080	For AE-7010, AE-7010PS, AE-8010, AE-8010PS
Torque Cover	AE-TC2040	For AE-2020, AE-4020, AE-4520
	AE-TC7080	For AE-7010, AE-7010PS, AE-8010, AE-8010PS
	4H2055	For AE-8681

# IMPACT TOOLS

## UW-SERIES IMPACT TOOLS

UW-Series impact tools offer fast, economical operation in high-volume heavy assembly applications.



**UW-6SLRDK**  
**UW-6SL(D)K**  
**UW-6SLRK**

**UW-61ERK**

**UW-8SHK**  
**UW-8SHRK**

**UW-9SRK**  
**UW-9SK**

**UW-10SHK**  
**UW-10SHRK**

**UW-13SK**  
**UW-13SRK**

**UW-131ERK**

## TWIN HAMMER PISTOL IMPACT WRENCHES


Recommended Air Pressure: 85 psi

MODEL	CAPACITY		TORQUE RANGE (APPROX)		SPEED RPM	OVERALL LENGTH		WEIGHT		FROM CENTER TO OUTSIDE		SQ. DR. OR HEX SIZE IN	NOISE LEVEL dB(A)	AVERAGE AIR CONSUMPTION
	MM	IN	NM	FT-LB		MM	IN	KG	LB	MM	IN			
UW-6SLRDK	6	1/4	6.9 - 18	5 - 13	8,500	175	6.9	1.0	2.1	31.0	1.2	1/4 Hex	91	12.4
UW-6SLDK	6	1/4	6.9 - 18	5 - 13	8,500	175	6.9	1.0	2.1	31.0	1.2	1/4 Hex	91	12.4
UW-6SLK	6	1/4	7.8 - 19	6 - 14	8,500	175	6.9	1.0	2.1	31.0	1.2	1/4 Sq.	92	12.4
UW-6SLRK	6	1/4	7.8 - 19	6 - 14	8,500	175	6.9	1.0	2.1	31.0	1.2	1/4 Sq.	92	12.4
UW-61ERK	8	5/16	14 - 40	10 - 30	7,300	150	5.9	1.5	3.3	29.5	1.2	3/8 Sq.	91	12.4
UW-8SHRK	8	5/16	18 - 40	13 - 30	7,300	172	6.8	1.6	3.4	31.0	1.2	1/2 Sq.	93	14.0
UW-8SHK	8	5/16	29 - 69	21 - 51	7,500	172	6.8	1.6	3.4	31.0	1.2	1/2 Sq.	93	14.0
UW-9SRK	10	3/8	35 - 87	26 - 64	7,000	178	7.0	1.8	3.9	34.0	1.3	1/2 Sq.	93	16.0
UW-9SK	10	3/8	35 - 87	26 - 64	7,000	178	7.0	1.8	4.0	34.0	1.3	1/2 Sq.	95	17.6
UW-10SHRK	12	1/2	47 - 170	35 - 125	6,000	183	7.2	2.1	4.7	30.5	1.4	1/2 Sq.	95	16.0
UW-10SHK	12	1/2	49 - 180	36 - 133	6,500	183	7.2	2.1	4.7	35.0	1.4	1/2 Sq.	95	16.0
UW-13SRK	13	1/2	88 - 250	65 - 184	6,000	215	8.5	2.6	5.7	37.5	1.5	1/2 Sq.	95	16.0
UW-13SK	13	1/2	88 - 250	65 - 184	6,500	215	8.5	2.6	5.7	37.5	1.5	1/2 Sq.	95	19.4
UW-131ERK	13	1/2	84 - 260	62 - 192	5,500	205	8.1	3.0	6.5	37.5	1.5	1/2 Sq.	97	19.4

Air Hose Size: 3/8" I.D.

Air Inlet: N.P.T. 1/4"

NOTE: Additional models available. Please contact AIMCO, 1-503-254-6600, or toll free 1-800-852-1368.



**UW-6SSDK**  
**UW-6SSLRDK**

**UW-6SSHDK**  
**UW-6SSHK**  
**UW-6SSHRDK**  
**UW-6SSHRK**

**UW-9SSK**  
**UW-13SSK**

**UW-401L**

## TWIN HAMMER INLINE IMPACT WRENCHES

Recommended Air Pressure: 85 psi

MODEL	CAPACITY		TORQUE RANGE (APPROX)		SPEED RPM	OVERALL LENGTH		WEIGHT		FROM CENTER TO OUTSIDE		SQ. DR. OR HEX SIZE IN	NOISE LEVEL dB(A)	AVERAGE AIR CONSUMPTION
	MM	IN	NM	FT-LB		MM	IN	KG	LB	MM	IN			
UW-6SSDK	6	1/4	7.8 - 22	6 - 16	7,500	185	7.3	1.0	2.1	28.0	1.1	1/4 Hex	91	10.5
UW-6SSLK	6	1/4	7.8 - 20	6 - 15	8,500	197	7.8	0.9	1.9	31.0	1.2	3/8 Sq.	90	10.5
UW-6SSRK	6	1/4	9.8 - 26	7 - 19	7,500	225	8.9	1.0	2.1	29.5	1.2	3/8 Sq.	91	10.5
UW-6SSHDK	8	5/16	15 - 30	11 - 22	7,500	205	8.1	1.2	2.7	22.0	0.8	1/4 Hex	91	12.4
UW-6SSLRDK	6	1/4	6.9 - 18	5 - 13	8,500	239	9.4	0.9	1.9	31.0	1.3	1/4 Hex	91	10.5
UW-6SSHK	8	5/16	22 - 50	16 - 37	7,500	205	8.1	1.3	2.7	27.5	1.1	1/4 Sq.	92	12.4
UW-6SSHRDK	8	5/16	15 - 30	11 - 22	7,300	249	9.8	1.3	2.8	27.5	1.1	1/4 Hex	91	12.4
UW-6SSHRK	8	5/16	22 - 50	16 - 37	7,300	249	9.8	1.3	2.8	27.5	1.1	3/8 Sq.	91	12.4
UW-9SSK	10	3/8	35 - 87	26 - 64	7,000	290	11.4	2.1	4.6	34.0	1.3	1/2 Sq.	95	16.0
UW-13SSK	13	1/2	89 - 250	66 - 184	6,300	281	11.1	3.2	7.0	39.0	1.5	1/2 Sq.	97	19.4
UW-401	38	1-1/2	880 - 2,500	649 - 1,844	3,200	494	19.5	15.1	33.2	62.5	2.5	1 Sq.	110	42.4
UW-401L	38	1-1/2	790 - 2,300	583 - 1,696	3,200	654	25.8	16.5	36.3	62.5	2.5	1 Sq.	110	42.4

Air Hose Size: 3/8" I.D., 1/2" I.D. for UW-401 and UW-401L models

Air Inlet: N.P.T. 1/4"

NOTE: Additional models available. Please contact AIMCO, 1-503-254-6600, or toll free 1-800-852-1368.

### IMPACT TOOLS MODEL NUMBER KEY

UW-SH = Pistol grip  
 UW-SSH = Straight handle  
 UW-CSH = Angle head  
 UW-P = Pistol grip for 140 and 381 series

+ L = Long anvil  
 + R = Rear exhaust  
 + K = Lightweight  
 + DK = Driver-type anvil, lightweight

# IMPACT TOOLS



**UW-6CSK**



**UW-6CSHK  
UW-6CSHRK**



**UW-9CSK**



**UW-13CSK**

## TWIN HAMMER ANGLE IMPACT WRENCHES

Recommended Air Pressure: 85 psi

MODEL	CAPACITY		TORQUE RANGE (APPROX)		SPEED RPM	OVERALL LENGTH		WEIGHT		FROM CENTER TO OUTSIDE		SQ. DR. OR HEX SIZE IN	NOISE LEVEL dB(A)	AVERAGE AIR CONSUMPTION
	MM	IN	NM	FT-LB		MM	IN	KG	LB	MM	IN			
UW-6CSK	6	1/4	7.8 - 22	6 - 16	7,500	218	8.6	1.4	3.1	28.0	1.1	3/8 Sq.	94	10.5
UW-6CSHK	8	5/16	19 - 41	14 - 30	7,500	238	9.4	1.7	3.8	27.5	1.1	3/8 Sq.	94	12.4
UW-6CSHRK	8	5/16	19 - 41	14 - 30	7,300	282	11.1	1.7	3.8	27.5	1.1	3/8 Sq.	94	10.5
UW-9CSK	10	3/8	27 - 71	20 - 52	7,000	337	13.3	2.8	6.1	34.0	1.3	1/2 Sq.	95	12.4
UW-13CSK	13	1/2	75 - 200	55 - 148	6,500	374	14.7	5.2	11.4	39.0	1.5	1/2 Sq.	97	26.5

Air Hose Size: 3/8" I.D.

Air Inlet: N.P.T. 1/4"

NOTE: Additional models available. Please contact AIMCO, 1-503-254-6600, or toll free 1-800-852-1368.



**UW-140P(WR)**



**UW-220P  
UW-220PL**



**UW-251P**



**UW-381  
UW-381L**



**UW-381P**

## SWING HAMMER IMPACT WRENCHES

Recommended Air Pressure: 85 psi

MODEL	CAPACITY		TORQUE RANGE (APPROX)		SPEED RPM	OVERALL LENGTH		WEIGHT		FROM CENTER TO OUTSIDE		SQ. DR. OR HEX SIZE IN	NOISE LEVEL dB(A)	AVERAGE AIR CONSUMPTION
	MM	IN	NM	FT-LB		MM	IN	KG	LB	MM	IN			
UW-140P(WR)	12	1/2	70 - 210	52 - 155	6,500	200	7.9	2.7	5.9	33.0	1.3	1/2 Sq.	93	25.0
UW-220P	19	3/4	300 - 700	221 - 516	5,500	230	9.1	2.8	9.6	42.0	1.7	3/4 Sq.	95	25.0
UW-220PL	19	3/4	300 - 700	221 - 516	5,500	350	13.8	4.4	10.3	42.0	1.7	3/4 Sq.	95	25.0
UW-251P	25	1	600 - 1,000	443 - 738	5,500	276	10.9	8.0	17.6	55.0	2.0	1 Sq.	95	28.0
UW-381	38	1-1/2	760 - 2,000	561 - 1,475	4,700	395	115.6	9.5	20.9	58.5	2.3	1 Sq.	100	31.5
UW-381L	38	1-1/2	1,400 - 2,000	1,033 - 1,475	4,700	543	21.4	10.0	20.9	58.5	2.3	1 Sq.	100	31.5
UW-381P	38	1-1/2	760 - 2,000	561 - 1,475	4,700	276	10.9	10.0	20.9	58.5	2.3	1 Sq.	99	31.5

Air Hose Size: 3/8" for UW-140P(WR) 1/2" I.D. for other models

Air Inlet: N.P.T. 1/4" for UW-140P(WR)

N.P.T. 3/8" for UW-220P and UW-251P series

NOTE: Additional models available. Please contact AIMCO, 1-503-254-6600, or toll free 1-800-852-1368.



**UW-550**



**UW-75S**

## TWIN HAMMER JUMBO IMPACT WRENCHES

Recommended Air Pressure: 85 psi

MODEL	CAPACITY		TORQUE RANGE (APPROX)		SPEED RPM	OVERALL LENGTH		WEIGHT		FROM CENTER TO OUTSIDE		SQ. DR. OR HEX SIZE IN	NOISE LEVEL dB(A)	AVERAGE AIR CONSUMPTION
	MM	IN	NM	FT-LB		MM	IN	KG	LB	MM	IN			
UW-550	55	2-1/4	2,500 - 5,800	1,844 - 4,278	3,500	525	20.7	36.0	79.0	78.0	3.1	1-1/2 Sq.	112	79.0
UW-75S	76	3	7,800 - 17,000	5,753 - 12,539	1,400	670	26.4	56.0	123.0	96.0	3.8	1-1/2 Sq.	112	114.0

Air Hose Size: 3/4" I.D.

Air Inlet: N.P.T. 1"

NOTE: Additional models available. Please contact AIMCO, 1-503-254-6600, or toll free 1-800-852-1368.

## STUD BOLT WRENCH

Recommended Air Pressure: 85 psi

MODEL	CAPACITY		TORQUE RANGE (APPROX)		SPEED RPM	OVERALL LENGTH		WEIGHT		FROM CENTER TO OUTSIDE		SQ. DR. OR HEX SIZE IN	NOISE LEVEL dB(A)	AVERAGE AIR CONSUMPTION
	MM	IN	NM	FT-LB		MM	IN	KG	LB	MM	IN			
UW-ST6SHK	8	5/16	22 - 49	16 - 36	6,500	170	6.7	1.7	3.7	24.0	1.0	3/8 Sq.	92	14.0

Air Hose Size: 3/8" I.D.

Air Inlet: N.P.T. 1/4"

NOTE: Additional models available. Please contact AIMCO, 1-503-254-6600, or toll free 1-800-852-1368.



**UW-ST6SHK**

# GRINDERS



UAG-40SBL-136



UAG-50SBL-109



UAG-70SBL-76




UAG-90SBL-59

## ANGLE GRINDERS

Recommended Air Pressure: 85 psi

MODEL*	CAPACITY (WHEEL SIZE)		SPEED RPM	RATED HORSEPOWER HP	OVERALL LENGTH		OVERALL HEIGHT		WEIGHT		NOISE LEVEL dB(A)	AVERAGE AIR CONSUMPTION CFM
	IN	IN			MM	IN	MM	IN	KG	LB		
UAG-40SBL-136	4		13,600	1.0	246	9.7	76	3.0	1.3	2.9	84	34.0
UAG-50SBL-109	5		10,900	1.0	246	9.7	76	3.0	1.4	3.1	82	34.0
UAG-50SBL-120	5		12,000	1.0	246	9.7	76	3.0	1.4	3.1	82	34.0
UAG-70SBL-76	7		7,600	2.0	300	11.8	98	3.9	2.9	6.4	83	57.0
UAG-90SBL-59	9		5,900	2.5	308	12.1	98	3.9	3.3	7.3	88	67.0



## DIE GRINDERS

Recommended Air Pressure: 85 psi

MODEL*	COLLET CHUCK SIZE		SPEED RPM	RATED HORSEPOWER HP	OVERALL LENGTH		WEIGHT		NOISE LEVEL dB(A)	AVERAGE AIR CONSUMPTION CFM
	IN	IN			MM	IN	KG	LB		
UG-25NA	1/4		23,500	0.3	153	6.0	0.5	1.2	82	10.7
UG-38N	1/4		25,000	0.4	164	6.5	0.6	1.3	85	10.7
UG-38NA	1/4		22,000	0.4	165	6.5	0.7	1.4	75	14.0
UG-38NL	1/4		21,000	0.4	317	12.5	0.9	2.0	85	10.7
UG-38NS	1/4		25,000	0.4	174	6.8	0.6	1.3	85	10.7
UG-50S-200	1/4		23,000	0.3	198	7.8	0.6	1.3	73	14.0
UG-45H	1/4		18,000	0.5	196	7.7	0.8	1.8	76	22.0
UG-60S-29*	1/4		2,900	0.5	227	8.9	1.1	2.3	77	18.0

\* UG-60S-29 includes spanner wrench to tighten collet

## MINI ANGLE DIE GRINDERS

Recommended Air Pressure: 85 psi

MODEL*	COLLET CHUCK SIZE		SPEED RPM	RATED HORSEPOWER HP	OVERALL LENGTH		OVERALL HEIGHT		WEIGHT		NOISE LEVEL dB(A)	AVERAGE AIR CONSUMPTION CFM
	IN	IN			MM	IN	MM	IN	KG	LB		
UG-20A-200	1/4		20,000	0.2	131	5.2	80	3.2	0.5	1.1	75	10.7
UG-20A-120	1/4		12,000	0.2	131	5.2	80	3.2	0.5	1.1	76	10.7
UG-50S-200A	1/4		20,000	0.3	195	7.7	87	3.4	0.9	2.0	75	14.0



UG-20A-120  
UG-20A-200



UG-50S-200A



UG-65EB



UG-65EBL



UG-650EL

Recommended Air Pressure: 85 psi

## LIGHTWEIGHT GRINDERS

MODEL*	CAPACITY (WHEEL SIZE)		SPEED RPM	RATED HORSEPOWER HP	OVERALL LENGTH		WEIGHT		NOISE LEVEL dB(A)	AVERAGE AIR CONSUMPTION CFM
	IN	IN			MM	IN	KG	LB		
UG-65EB	2.5		14,600	0.6	242	9.8	1.3	2.8	95	22.0
UG-65EBL	2.5		14,600	0.6	272	10.7	1.4	3.1	95	22.0
UG-650EL	2.5		14,600	0.6	420	16.5	1.6	3.4	85	22.0

## HORIZONTAL GRINDER

Recommended Air Pressure: 85 psi

MODEL	CAPACITY (WHEEL SIZE)		SPEED RPM	RATED HORSEPOWER HP	OVERALL LENGTH		WEIGHT		NOISE LEVEL dB(A)	AVERAGE AIR CONSUMPTION CFM
	IN	IN			MM	IN	KG	LB		
UG-1250L-72	5		7,200	1.0	436	17.2	2.8	6.2	88	32.7



UG-1250L-72

\*Air Hose Size: 3/8" I.D. - 1/2" I.D. (UG-1250L-72)

Air Inlet: N.P.T. 1/4" - N.P.T. 3/8" (UAG-90SBL-59 and UG-1250L-72)

NOTE: Additional models available.

Please contact AIMCO, 1-503-254-6600, or toll free 1-800-852-1368.

# SANDERS AND DRILLS

## SANDER

Recommended Air Pressure: 85 psi

MODEL	CAPACITY (WHEEL SIZE)		SPEED RPM	RATED HORSEPOWER HP	OVERALL LENGTH		WEIGHT		NOISE LEVEL dB(A)	AVERAGE AIR CONSUMPTION CFM
	IN				MM	IN	KG	LB		
UP-25DB	5		10,000	0.3	212	8.3	1.7	3.7	73	7.0

Air Hose Size: 3/8" I.D.

Air Inlet: N.P.T. 1/4"

NOTE: Additional models available. Please contact AIMCO, 1-503-254-6600, or toll free 1-800-852-1368.



UP-25DB



UD-50-22  
UD-50-200



UD-50-45



UD-60-04  
UD-60-07



UD-60-15  
UD-60-20



UD-60-29



UD-80-04  
UD-80-07



UD-80-12



UD-50S-22  
UD-50S-45



UD-60S-15  
UD-60S-29



UD-50S-45A  
UD-50S-45A\*



UD-60S-15C  
UD-60S-29C

## DRILLS

Recommended Air Pressure: 85 psi


MODEL	CAPACITY		SPEED RPM	OVERALL LENGTH		WEIGHT WITH CHUCK		FROM CENTER TO OUTSIDE		NOMINAL CHUCK SIZE IN	TYPE OF SPINDLE IN-THR'D	NOISE LEVEL dB(A)	AVERAGE AIR CONSUMPTION CFM
	MM	IN		MM	IN	KG	LB	MM	IN				
PISTOL													
UD-50-200	3	1/8	23,000	135	5.3	0.7	1.5	21.0	0.8	5/16	3/8-24UNF	73	14
UD-50-45	6	1/4	5,000	145	5.7	0.9	1.9	21.0	0.8	5/16	3/8-24UNF	72	14
UD-50-22	8	5/16	2,200	140	5.5	0.9	2.0	21.0	0.8	5/16	3/8-24UNF	72	14
UD-60-29	8	5/16	2,900	167	6.6	1.1	2.4	22.5	0.9	5/16	3/8-24UNF	77	18
UD-60-20	8	5/16	2,000	180	7.1	1.2	2.6	22.5	0.9	5/16	3/8-24UNF	77	18
UD-60-15	8	5/16	1,600	180	7.1	1.2	2.6	22.5	0.9	5/16	3/8-24UNF	76	18
UD-60-07	13	1/2	700	219	8.6	1.4	3.1	22.5	0.9	1/2	1/2-20UNF	75	18
UD-60-04	13	1/2	500	220	8.6	1.4	3.1	22.5	0.9	1/2	1/2-20UNF	75	18
UD-80-12	13	1/2	1,200	216	8.5	1.8	4.0	26.0	1.0	1/2	1/2-20UNF	79	23
UD-80-07	13	1/2	700	239	9.4	2.3	5.1	26.0	1.0	1/2	1/2-20UNF	79	23
UD-80-04	16	5/8	400	247	9.7	2.9	6.4	26.0	1.0	5/8	5/8-16UNF	79	23
INLINE													
UD-50S-45	6	1/4	5,000	210	8.3	0.9	1.9	21.0	0.8	5/16	3/8-24UNF	77	14
UD-50S-22	8	5/16	2,200	205	8.1	0.8	1.8	21.0	0.8	5/16	3/8-24UNF	77	14
UD-60S-29	8	5/16	2,900	227	8.9	1.1	2.3	22.5	0.9	5/16	3/8-24UNF	77	18
UD-60S-15	8	5/16	1,600	238	9.4	1.2	2.5	22.5	0.9	5/16	3/8-24UNF	77	18
ANGLE													
UD-50S-45A	4	#8	5,000	253	10	0.9	1.98	21.0	0.8	-	1/4-28UNF	79	14
UD-50S-45A*	4	#8	5,000	253	10	0.9	1.98	21.0	0.8	-	1/4-28UNF	79	14
UD-60S-29C	8	5/16	2,900	276	10.9	1.5	3.3	22.5	0.9	5/16	3/8-24UNF	79	18
UD-60S-15C	8	5/16	1,600	283	11.1	1.6	3.5	22.5	0.9	5/16	3/8-24UNF	79	18

\* UD-50S-45A\* comes with a cone jaw chuck installed.

Air Hose Size: 3/8" I.D. Air Inlet: N.P.T. 1/4"

NOTE: Other models are available. Please contact AIMCO, 1-503-254-6600, or toll free 1-800-852-1368.

# PERCUSSION TOOLS



## RIVETING HAMMERS

Recommended Air Pressure: 85 psi

MODEL	CAPACITY		BLOW PER MIN. BPM	OVERALL LENGTH		WEIGHT		PISTON DIAMETER		PISTON STROKE		NOISE LEVEL dB(A)	AVERAGE AIR CONSUMPTION CFM
	DURALUMIN IN	STEEL IN		MM	IN	KG	LB	MM	IN	MM	IN		
SBH-0	3/32	-	6,500	123	4.8	0.3	0.7	10.0	0.4	23	0.9	90	3.5
SBH-1A(R,H)*	7/64	-	4,000	209	8.2	0.9	1.9	11.1	0.4	56	2.2	92	5.0
BRH-1U(R,H)	1/8	3/32	2,800	122	4.9	1.1	2.4	14.3	0.6	38	1.5	95	12.0
BRH-1US(R,H)	1/8	3/32	2,800	180	7.1	1.0	2.2	14.3	0.6	38	1.5	95	12.0
BRH-1UG(R,H)	1/8	3/32	2,800	187	7.4	1.8	3.9	14.3	0.6	38	1.5	95	12.0
BRH-5U(R,H)*	1/4	3/16	1,800	189	7.4	1.4	3.1	12.7	0.5	100	4.0	95	13.0
BRH-5US(R,H)	1/4	3/16	1,800	246	9.7	1.5	3.2	12.7	0.5	100	4.0	95	13.0
BRH-5UG(R,H)	1/4	3/16	1,800	258	10.2	2.1	4.7	12.7	0.5	100	4.0	95	13.0
BRH-7(R,H)*	-	-	3,400	168	6.6	1.6	3.6	19.1	0.8	50	2.0	100	17.0
VIBRATION-PROOF TYPE (Vibration total value < 2.5 m/s <sup>2</sup> )													
BRH-1UD(R,H)	#5	#3	2,800	143	5.6	1.4	3.1	14.3	0.6	38	1.5	95	12.0
BRH-5UD(R,H)	1/4	#10	2,800	211	10.7	1.7	3.6	12.7	0.6	100	1.5	95	12.0

Air Hose Size: 3/8" I.D.

Air Inlet: N.P.T. 1/4"

\* R - Round Bushing H - Hex Bushing



## ONE SHOT HAMMERS

Recommended Air Pressure: 85 psi

MODEL	BLOW POWER LB	RIVET SET DIA X LENGTH IN	SHANK DIAMETER		STROKE		LENGTH		WEIGHT	
			MM	IN	MM	IN	MM	IN	LB	KG
CB-13P	1.7	4.04 x 9.86	-	-	3.0	0.12	185	7.3	0.7	0.3
RH-25	20.4	-	10.2	0.401	29.8	1.2	213	8.4	2.0	0.9
RH-80	27.6	-	10.2	0.401	29.8	1.2	254	10.0	2.9	0.3
RH-90	103	-	10.2	0.401	29.8	1.2	328	12.9	3.5	1.6
RH-100Z	78.1	-	10.2	0.401	29.8	1.2	328	12.9	3.9	1.8
RH-200	139	-	10.2	0.401	39.8	1.2	341	13.4	4.6	2.1

Air Hose Size: 3/8" I.D.

Air Inlet: N.P.T. 1/4"

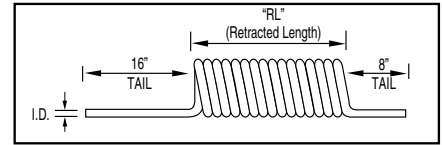
NOTE: Additional models available. Please contact AIMCO, 1-503-254-6600, or toll free 1-800-852-1368.

# AIR LINE

## Polyurethane Hose



- Durable Polyurethane is chemical resistant and lightweight, and provides excellent recoil memory and maximum flexibility
- Available in transparent hose color (opaque also available)
- Assemblies for coiled hose include reusable swivel fitting. Straight hose available with or without fittings
- Working temperature: -104° F to 175° F



### SINGLE AIR HOSE ASSEMBLIES (COILED)

MODEL	DESCRIPTION (O.D. x I.D. x LENGTH)	RETRACTED LENGTH	WORKING PRESSURE	NPT FITTINGS
ASH-250C-10MSZ	3/8" x 1/4" x 10'	7"	100 psi	1/4"
ASH-250C-15MSZ	3/8" x 1/4" x 15'	9-1/2"	100 psi	1/4"
ASH-250C-25MSZ	3/8" x 1/4" x 25'	15-1/2"	100 psi	1/4"
ASH-375C-15MSZ	9/16" x 3/8" x 15'	10"	100 psi	3/8"
ASH-375C-25MSZ	9/16" x 3/8" x 25'	14"	100 psi	3/8"
ASH-500C-15MSZ	3/4" x 1/2" x 15'	13"	100 psi	1/2"
ASH-500C-25MSZ	3/4" x 1/2" x 25'	23"	100 psi	1/2"

Custom length coil assemblies and special colors available in minimum order quantities. Contact an AIMCO Customer Service Associate, 1-503-254-6600, or toll free 1-800-852-1368.



### STRAIGHT AIR HOSE (SOLD PER FOOT)

MODEL	DESCRIPTION
ASH-375Z	3/8" I.D.
ASH-500Z	1/2" I.D.

Contact an AIMCO Customer Service Associate about full reel pricing, 1-503-254-6600, or toll free 1-800-852-1368.

## Rubber Hose



- Designed for use in a wide range of industrial, construction, and agricultural applications
- Constructed of high grade, reinforced EPDM synthetic rubber
- Working temperature: -40° F to 190° F

### SINGLE AIR HOSE (RUBBER)

I.D.	O.D.	LENGTH	WORKING PRESSURE	WEIGHT
3/16"	0.44"	10 ft	200 psi	0.8 lb
1/4"	0.5"	10 ft	200 psi	0.9 lb
5/16"	0.58"	10 ft	200 psi	1.2 lb
3/8"	0.67"	10 ft	200 psi	1.5 lb
1/2"	0.81"	10 ft	200 psi	2.0 lb
5/8"	0.97"	10 ft	200 psi	2.7 lb
3/4"	1.12"	10 ft	200 psi	3.4 lb

Custom lengths available. Contact an AIMCO Customer Service Associate for more details, 1-503-254-6600, or toll free 1-800-852-1368.

### HELPFUL HINTS FOR AIR HOSE USE

- Use recommended I.D. air hose and fittings
- Replace air hose regularly to help maintain clean air
- A clear hose allows you to see water or dirt accumulation in hose
- Use correct length of hose to reduce air loss and pressure drop
- Use locking quick-disconnect couplers for additional safety

# AIR LINE ACCESSORIES

## BRASS QUICK COUPLERS

Manual ball couplers designed for use with ergonomic twist plugs. Brass with nitrile seals, rated to 300 PSI, from -40° to +250° F.


MODEL	DESCRIPTION
B23	1/4" NPT F x 1/4" QC Brass Coupler
B23E	1/4" NPT F x 3/8" QC Brass Coupler
B25	3/8" NPT F x 3/8" QC Brass Coupler



## SWIVEL AIR FITTINGS

For use with most portable air tools, including grinders, drills, screwdrivers, buffers, sanders, staple guns, and more. Rotates 360° for awkward angles.

MODEL	INLET	WEIGHT	MAX PSI	TOOL CFM
7021	1/4" NPT	3 oz	Up to 125	25
7041A	3/8" NPT	11 oz	Up to 125	50
7051	1/2" NPT	7 oz	Up to 125	60



## IN-LINE MINI REGULATORS

Easily adjust airflow with the turn of a dial.

MODEL	CAPACITY
932-100-0	1/8" NPT
932-110-0A	1/4" NPT



## AIR LINE FITTINGS

MODEL	CAPACITY
250-RZ	1/4" NPT Rigid Fitting
250-SZ	1/4" NPT Swivel Fitting
375-RZ	3/8" NPT Rigid Fitting
375-SZ	3/8" NPT Swivel Fitting
500-SZ	1/2" NPT Swivel Fitting



## MINI AIR GAUGE SWIVEL JOINT KITS

- Bi-directional 360° rotation
- Keeps air hose straight and untwisted
- Decreases operator fatigue



MODEL	INLET	WEIGHT	MAX PSI	TOOL CFM
7021AG	1/4" NPT	3 oz	Up to 125	25
7041AG	3/8" NPT	3 oz	Up to 125	50



7021AG

## BRASS ADAPTERS AND BUSHINGS

Pipe fittings for use as medium and low pressure connectors. Meets functional requirements of SAE J530, SAE J531, ASME and ASA. Rated 1,000 PSI from -65° to +250° F.

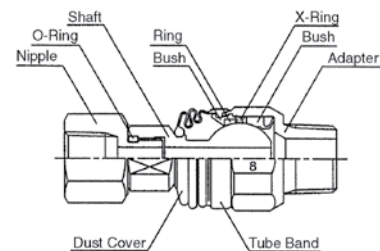

MODEL	DESCRIPTION
209P-8-6	1/4" NPT F x 3/8" NPT M Adapter
222P-6-4	1/2" NPT F x 3/8" NPT M Adapter
222P-8-6	3/4" NPT F x 1/2" NPT M Adapter
209P-6-4	1/4" NPT F x 3/8" NPT M Bushing
209P-8-6	3/8" NPT F x 1/2" NPT M Bushing



## ERGONOMIC TWIST PLUGS

These unique, ergonomically designed hose fittings provide 360° rotation and 35° angled rotation in any direction.

- Two rotation points prevent kinking of air hose
- Design ensures full air pressure flow
- Rotating joint comes with polyurethane dust cover
- Heavy duty construction



MODEL	DESCRIPTION
TS-30NP-2NPT	3/8" NPT Female x 1/4" NPT Male
TS-20NP-2NPT	1/4" NPT Female x 1/4" NPT Male
TS-20US-2NPT	1/4" US Plug x 1/4" NPT Male
TS-30US-3NPT	3/8" US Plug x 3/8" NPT Male



# INDEX

MODEL #	PAGE	MODEL #	PAGE	MODEL #	PAGE	MODEL #	PAGE	MODEL #	PAGE
<b>A</b>		AFRL-2-C . . . . .	6	<b>E - Q</b>		TS-20US-2NPT . . . . .	40	UAT-150 . . . . .	13
AAP1B66400A . . . . .	4	AFRL-3 . . . . .	6	EY0L82B . . . . .	18	TS-30NP-2NPT . . . . .	40	UAT-180 . . . . .	13
AAP1B66600A . . . . .	4	AFRL-3-C . . . . .	6	EYFB32 . . . . .	18	TS-30US-3NPT . . . . .	40	UAT-200 . . . . .	13
AAP1B66850A . . . . .	4	AFRL-8 . . . . .	6	EYFB41 . . . . .	18	TWF-600R . . . . .	19	UB333Li . . . . .	19
AAP1B76950A . . . . .	4	ALPHA-70C . . . . .	17	<b>R</b>		<b>U - Z</b>		UBC . . . . .	19
AAP1B771350A . . . . .	4	ALPHA-70CH . . . . .	17	RH-25 . . . . .	38	U-310SD . . . . .	17	UCB-25 . . . . .	20
AAP1B772000A . . . . .	4	AM-45 . . . . .	33	RH-80 . . . . .	38	U-350D . . . . .	16	UCB-TA-CBL . . . . .	20
AAP1B772950A . . . . .	4	AM-65 . . . . .	33	RH-90 . . . . .	38	U-350SD . . . . .	17	UD-50-22 . . . . .	37
AAP1B885100A . . . . .	4	APM-30 . . . . .	33	RH-100Z . . . . .	38	U-410S . . . . .	17	UD-50-45 . . . . .	37
AAP2B76250A(R) . . . . .	5	ASH-250C-10MSZ . . . . .	39	RH-200 . . . . .	38	U-410SD . . . . .	17	UD-50-200 . . . . .	37
AAP2B76450A(R) . . . . .	5	ASH-250C-15MSZ . . . . .	39	<b>S</b>		UAG-40SBL-136 . . . . .	36	UD-50S-22 . . . . .	37
AAP2B76650A(R) . . . . .	5	ASH-250C-25MSZ . . . . .	39	SBH-0 . . . . .	38	UAG-50SBL-109 . . . . .	36	UD-50S-45 . . . . .	37
AAP2B76950A(R) . . . . .	5	ASH-375C-15MSZ . . . . .	39	SBH-1A(R,H) . . . . .	38	UAG-50SBL-120 . . . . .	36	UD-50S-45A . . . . .	37
AAP2B771400A(R) . . . . .	5	ASH-375C . . . . .	39	SIW-38PR . . . . .	27	UAG-70SBL-76 . . . . .	36	UD-50S-45A* . . . . .	37
AAP2B772000A(R) . . . . .	5	ASH-500C-15MSZ . . . . .	39	SIW-50PR . . . . .	27	UAG-90SBL-59 . . . . .	36	UD-60-04 . . . . .	37
AAP2B773000A(R) . . . . .	5	ASH-500C-25MSZ . . . . .	39	SIW-818LI . . . . .	27	UAN-611R-30C . . . . .	21	UD-60-07 . . . . .	37
AAP2B785100A(R) . . . . .	5	ASH-500Z . . . . .	39	SIW-B18LI-HC . . . . .	27	UAN-611R-40C . . . . .	21	UD-60-15 . . . . .	37
ABG860-KIT . . . . .	8	ATM-800 . . . . .	23	SIW-C18 . . . . .	27	UAN-611R-50C . . . . .	21	UD-60-20 . . . . .	37
ABG1400-KIT . . . . .	8	ATM-1800 . . . . .	23	SIW-P2525Q . . . . .	27	UAN-611R-60C . . . . .	21	UD-60-29 . . . . .	37
ABG2200-KIT . . . . .	8	ATM-2800 . . . . .	23	SIW-P3225Q . . . . .	27	UAN-701R-30C . . . . .	21	UD-60S-15 . . . . .	37
ABG2800-KIT . . . . .	8	ATM-3800 . . . . .	23	SIW-P3238 . . . . .	27	UAN-701R-40C . . . . .	21	UD-60S-15C . . . . .	37
ABG3200-KIT . . . . .	8	ATM-5000 . . . . .	23	SIW-P5538 . . . . .	27	UAN-701R-60C . . . . .	21	UD-60S-29 . . . . .	37
ABG4100-KIT . . . . .	8	ATM-8000 . . . . .	23	SIW-P5550 . . . . .	27	UAT-30D . . . . .	13	UD-60S-29C . . . . .	37
ABG-B1852 . . . . .	8	ATM-12000 . . . . .	23	SIW-P10050 . . . . .	27	UAT-30SD . . . . .	13	UD-80-04 . . . . .	37
ABG-C110 . . . . .	8	ATM-16000 . . . . .	23	SIW-P12050 . . . . .	27	UAT-40 . . . . .	13	UD-80-07 . . . . .	37
ABG-C220 . . . . .	8	<b>B</b>		SIW-P21050 . . . . .	27	UAT-40D . . . . .	13	UD-80-12 . . . . .	37
AE-224PS . . . . .	33	B23 . . . . .	40	SIW-PBL . . . . .	27	UAT-40S . . . . .	13	UDBP-TA70(P) . . . . .	19
AE-278PS . . . . .	33	B23E . . . . .	40	SPC-2PGM . . . . .	30	UAT-40SD . . . . .	13	UDBP-TA70(P)-B . . . . .	19
AE-2015 . . . . .	32	B25 . . . . .	40	SPC-A21025 . . . . .	28	UAT-50 . . . . .	13	UDBP-TA70(P)-KIT . . . . .	19
AE-2020 . . . . .	31	BJ10082 . . . . .	29	SPC-A21025Q . . . . .	28	UAT-50D . . . . .	13	UDBP-TA70(P)-RF . . . . .	19
AE-2045A . . . . .	33	BJ10083 . . . . .	29	SPC-A21038 . . . . .	28	UAT-50DL . . . . .	13	UDBP-TA70(P)-RF-B . . . . .	19
AE-4020 . . . . .	31	BJ10091 . . . . .	27	SPC-A21625 . . . . .	28	UAT-50L . . . . .	13	UDBP-TA70(P)-RF-KIT . . . . .	19
AE-4520 . . . . .	31	BP-T40-(B) (KIT) . . . . .	18	SPC-A21625Q . . . . .	28	UAT-50S . . . . .	13	UDBP-TA70(P)-RF-KTR . . . . .	19
AE-4520ESD . . . . .	31	BP-T40D-(B) (KIT) . . . . .	18	SPC-A21638 . . . . .	28	UAT-50SD . . . . .	13	UDP-TA40 (B) . . . . .	20
AE-5681 . . . . .	31	BP-T50-(B) (KIT) . . . . .	18	SPC-A23038 . . . . .	28	UAT-50SDL . . . . .	13	UDP-TA40D (B) . . . . .	20
AE-5681ESD . . . . .	31	BP-T60-(B) (KIT) . . . . .	18	SPC-A23538 . . . . .	28	UAT-50SL . . . . .	13	UDP-TA40D (B-TL) . . . . .	20
AE-6300 . . . . .	32	BP-T60D-(B) (KIT) . . . . .	18	SPC-A25038 . . . . .	28	UAT-60 . . . . .	13	UDP-TA50 (B) . . . . .	20
AE-6300M . . . . .	32	BRH-1U(R,H) . . . . .	38	SPC-A27038 . . . . .	28	UAT-60D . . . . .	13	UDP-TA50 (B-TL) . . . . .	20
AE-6300S . . . . .	32	BRH-1UD(R,H) . . . . .	38	SPC-A210050 . . . . .	28	UAT-60L . . . . .	13	UDP-TA50D-B . . . . .	20
AE-6450 . . . . .	32	BRH-1UG(R,H) . . . . .	38	SPC-B218LI . . . . .	29	UAT-60S . . . . .	13	UDP-TA50D (B-TL) . . . . .	20
AE-6450S . . . . .	32	BRH-1US(R,H) . . . . .	38	SPC-B218LI-HC . . . . .	29	UAT-60SD . . . . .	13	UDP-TA55 (B) . . . . .	20
AE-7010 . . . . .	31	BRH-5U(R,H) . . . . .	38	SPC-C218-19 . . . . .	29	UAT-60SDL . . . . .	13	UDP-TA55 (B-TL) . . . . .	20
AE-7010PS . . . . .	31	BRH-5UD(R,H) . . . . .	38	SPC-P2325Q . . . . .	28	UAT-60SL . . . . .	13	UG-20A-120 . . . . .	36
AE-7080A . . . . .	33	BRH-5UG(R,H) . . . . .	38	SPC-P2625Q . . . . .	28	UAT-70 . . . . .	13	UG-20A-200 . . . . .	36
AE-8010 . . . . .	31	BRH-5US(R,H) . . . . .	38	SPC-P2925Q . . . . .	28	UAT-70L . . . . .	13	UG-25NA . . . . .	36
AE-8010PS . . . . .	31	BRH-7(R,H) . . . . .	38	SPC-P21225Q . . . . .	28	UAT-70S . . . . .	13	UG-38N . . . . .	36
AE-8681 . . . . .	31	<b>C - D</b>		SPC-P-HL . . . . .	30	UAT-70SL . . . . .	13	UG-38NA . . . . .	36
AE-PG7080 . . . . .	33	CB-13P . . . . .	38	SPC-P-HL-RH . . . . .	30	UAT-80 . . . . .	13	UG-38NA . . . . .	36
AE-TC2040 . . . . .	33	<b>T</b>		SPC-QC . . . . .	29	UAT-80 . . . . .	13	UG-38NL . . . . .	36
AE-TC7080 . . . . .	33			TS-20NP-2NPT . . . . .	40	UAT-90 . . . . .	13	UG-38NS . . . . .	36
AFRL-4 . . . . .	4, 6					UAT-90L . . . . .	13	UG-45H . . . . .	36
AFRL-4HTA . . . . .	4, 6					UAT-100 . . . . .	13	UG-50S-200 . . . . .	36
AFRL-2 . . . . .	6					UAT-100L . . . . .	13	UG-50S-200A . . . . .	36

MODEL #	PAGE	MODEL #	PAGE	MODEL #	PAGE	MODEL #	PAGE	MODEL #	PAGE
UG-60S-29	36	US-3.5B	26	UW-6CSK	35	UX-700	16	459-885-1	24
UG-65EB	36	US-5	26	UW-6SLDK	34	UX-700C	17	496-088-1	24
UG-65EBL	36	US-6W	26	UW-6SLK	34	UX-700S	17	500-SZ	7, 40
UG-650EL	36	US-350PW	26	UW-6SLRDK	34	UX-700SD	17	7021	40
UG-1250L-72	36	US-450PW	26	UW-6SLRK	34	UX-800	16	7021AG	40
UGW-6N	22	US-450WB	26	UW-6SSDK	34	UX-800C	17	7041A	40
UGW-8N	22	US-652PW	26	UW-6SSHDK	34	UX-800S	17	7041AG	40
UL-30	14	US-LD40P-08	26	UW-6SSHK	34	UX-900	16	7051	40
UL-30D	14	US-LD40P-15	26	UW-6SSHRDK	34	UX-900S	17	863-966-1	19
UL-30S	14	US-LD40P-21	26	UW-6SSHRK	34	UX-1000	16	863-978-1	19
UL-30SD	14	US-LD50P-05	26	UW-6SSLK	34	UX-1000C	17	910-618-0	20
UL-40	14	US-LD50P-08	26	UW-6SSLRDK	34	UX-1000S	17	910-619-0	20
UL-40D	14	US-LD50P-17	26	UW-6SSRK	34	UX-1300	16	910-627-0	20
UL-40S	14	US-LT10B	24	UW-8SHK	34	UX-1300S	17	910-629-0	20
UL-40SD	14	US-LT20B-10	24	UW-8SHRK	34	UX-1400	16	932-100-0	40
UL-50	14	US-LT20B-18	24	UW-9CSK	35	UX-1620	16	932-110-0A	40
UL-50D	14	US-LT30B-11	24	UW-9SK	34	UXR-1820	16	934-150-0	24
UL-50S	14	US-LT30B-11C	25	UW-9SRK	34	UXR-2000	16	934-201-0	24
UL-50SD	14	US-LT30B-17	24	UW-9SSK	34	UXR-2000S	17		
UL-60	14	US-LT30B-17C	25	UW-10SHK	34	UXR-2400S	17		
UL-60D	14	US-LT30B-23	24	UW-10SHRK	34	UXR-3000S	17		
UL-60S	14	US-LT30BL-11	25	UW-13CSK	35	UXR-T1820	15		
UL-60SD	14	US-LT30BL-17	25	UW-13SK	34	UXR-T2000	15		
UL-70	14	US-LT31PB-05	25	UW-13SRK	34	UXR-T2400S	15		
UL-70S	14	US-LT31PB-11	25	UW-13SSK	34	UXR-T3000S	15		
UL-80	14	US-LT31PB-17	25	UW-61ERK	34	UX-ST800	16		
UL-90	14	US-LT31PB-23	25	UW-75S	35	UX-T700L	15		
UL-100	14	US-LT40-03C	25	UW-131ERK	34				
UL-130	14	US-LT40-05C	25	UW-140P(WR)	35				
UL-150	14	US-LT40-08C	25	UW-220P	35	<b>Numbers</b>			
ULT-40C	15	US-LT40B-03C	25	UW-220PL	35	209P-6-4	40		
ULT-50C	15	US-LT40B-05C	25	UW-251P	35	209P-8-6	40		
ULT-60C	15	US-LT40B-08	24	UW-381	35	222P-6-4	40		
ULT-70C	15	US-LT40B-08C	25	UW-381L	35	222P-8-6	40		
ULT-70CH	15	US-LT40B-15	24	UW-381P	35	250-RZ	40		
ULT-150	15	US-LT40B-15C	25	UW-401	34	250-SZ	40		
ULT-180	15	US-LT40B-21	24	UW-401L	34	21226	30		
UOW-11-10	22	US-LT40BL-08	25	UW-550	35	27768	7		
UOW-11-14	22	US-LT40BL-15	25	UW-ST6SHK	35	27769	7		
UOW-11-22	22	US-LT41PB-08	25	UX-450	16	27771	7		
UOW-11-30	22	US-LT41PB-15	25	UX-450D	16	28161	7		
UOW-T60-10	22	US-LT41PB-21	25	UX-450S	17	28162	7		
UOW-T60-14	22	US-LT50B-05	24	UX-450SD	17	28163	7		
UOW-T60-22	22	US-LT50B-08	24	UX-500	16	28164	7		
UOW-T60-30	22	US-LT50B-17	24	UX-500C	17	28178	4, 6		
UP-25DB	37	US-LT51PB-05	25	UX-500D	16	28796	7, 39		
URW-6	21	US-LT51PB-08	25	UX-500S	17	375-RZ	40		
URW-8	21	US-LT51PB-17	25	UX-500SD	17	375-SZ	40		
URW-8N	21	US-LT60P-03	25	UX-612	16	4H2055	33		
URW-9N	21	US-LT60P-07	25	UX-612C	17	408-088-2	24		
URW-10N	21	US-LT60P-11	25	UX-612D	16	408-885-0	24		
URW-12N	21	UW-6CSHK	35	UX-612S	17	455-885-1	24		
US-3.5ACB	26	UW-6CSHRK	35	UX-612SD	17				



AIMCO CORPORATE HEADQUARTERS

10000 SE Pine Street  
Portland, Oregon 97216  
Phone: (503) 254-6600  
Toll Free: 1-800-852-1368

AIMCO CORPORATION DE MEXICO SA DE CV

Ave. Cristobal Colon 14529  
Chihuahua, Chihuahua. 31125  
Phone: (01-614) 380-1010  
Fax: (01-614) 380-1019

AIMCO EUROPE

Dibao Plaza Avenida Río Gallo, 431  
19174 Galápagos - Guadalajara  
Spain  
Phone: +34 673 34 99 25

AIMCO CHINA

Room 607, No. 3998 Hongxin Rd  
Minhang District, Shanghai  
China  
Phone: 0086-21-34319246  
Fax: 0086-21-34319245

AIMCO SOUTH AMERICA

Calle Congreve No 800. Escobar  
El Aromo. L207  
Provincia de Buenos Aires  
Argentina  
CP: 1625  
Phone: +54 9 11 3341 0543

AIMCO SOUTH KOREA

B-1213, 167, Songpa-Daero  
Songpa-Gu, Seoul 05800  
South Korea  
Phone: 0082-2-2054-8930  
Cell: 0082-10-9804-8905

