


COMMENTS	ITEM NO.	PART NUMBER	QTY.	DESCRIPTION
	1	25065	1	PISTOL MOTOR ASSEMBLY, TOP EXIT
	2	26599	1	LED PCB ASSY, PISTOL
	3	27016	2	NUT, HEX, 4-40 UNDERSIZED, STEEL ZINC
	4	24780	1	MOTOR COUPLER SUB-ASM.
	5	25763	1	TRANSDUCER ADAPTOR
	6	SEE CHART	1	TRANSDUCER SUB-ASM.
	7	SEE CHART	1	GEAR CASE SUB-ASM.
	8	24698	1	STRAIGHT OUTPUT ASM., 3/8" SQ. DR., 2000 SERIES
	9	24687	1	O-RING, LIGHT RING, LEVER
	10	24873	1	LIGHT RING
	11	24686	1	RETAINING RING, LEVER LIGHT RING
	12	26685	1	PISTOL HANDLE, 2000 SERIES, MODEL B
	13	25871	1	SWITCH SUB-ASSEMBLY
	14	25798	1	PLUG, PISTOL HANDLE
	15	24934	4	SCREW, FHC 4-40 X .312, STEEL, BLACK OXIDE
	16	25849	1	T.I.D. BOARD ASM., PISTOL
SEE WIRING PHOTO	17	25788	1	CABLE, TRIGGER, GEN 4 PISTOL
	18	24697	1	REACTION BAR, STEEL, 2000 SERIES
	20	25814	1	SCREW, PAN HEAD PHILLIPS, 4-40 x 3/16, STAR WASH, SS
	21	24910	1	RIGHT ANGLE ADAPTOR, TOOL CONN.
	22	25138	2	SCREW, FHC 4-40 X .312, STEEL, BLACK OXIDE
	23	26792	4	SCREW, BHSC 6-32X.50, STEEL, BLACK OXIDE
	24	26791	4	WASHER, FLAT, NO 6 SCREW, STEEL, BLACK OXIDE
	25	24731	1	O-RING, RING GEAR
	26	25889	1	TOOL CONNECTOR ASM., TOP EXIT PISTOL

MODEL NO.	TRANSDUCER ASM.	GEAR CASE SUB-ASM.
AEP4T22020B	25761.009	24901 (14T/14T)
AEP4T22025B	25762.001	24894 (12T/12T)
AEP4T22030B	25762.002	24902 (8T/14T)
AEP4T22035B	25762.003	24903 (8T/12T)
AEP4T22040B	25762.004	24904 (6T/14T)



PRE-WIRE PISTOL AND PROGRAM TID TO TEST MOTOR, CABLING AND TID BOARD BEFORE ASSEMBLING INTO HANDLE

REQUIRED TOOLING
SNAP-ON CROWFOOT WRENCH, 1/2" SQ. DR. x 1-3/8" OPENING SNAP-ON PART NUMBER SC044
MAGNETIC VISE JAWS - PART NUMBER 1000-100
LOCTITE #243 BLUE
TORQUE WRENCH, 1/2" DRIVE
LOCTITE #263 RED



**DOCUMENT CONTROL**  
PRINTED COPIES OF THIS DOCUMENT ARE CONSIDERED TO BE UNCONTROLLED DOCUMENTS. HOLDERS ARE RESPONSIBLE FOR VERIFYING THE CURRENT REVISION LEVEL WITH PURCHASING OR ENGINEERING PRIOR TO USE OR FABRICATION. THE CONTROLLED VERSION OF THIS DOCUMENT IS ELECTRONICALLY MAINTAINED.

**PROPRIETARY AND CONFIDENTIAL**  
THIS DRAWING CONTAINS INFORMATION STRICTLY CONFIDENTIAL TO ACRADYNE/AIMCO. IN THE ABSENCE OF EXPRESSED WRITTEN PERMISSION, ACRADYNE/AIMCO HAS LOANED THIS COPY WITH THE MUTUAL UNDERSTANDING THAT (A) IT WILL NOT BE USED FOR ANY PURPOSE OTHER THAN FOR THAT IN WHICH IT WAS PROVIDED, (B) THE DATA CONTAINED HEREIN WILL NOT BE DISCLOSED TO OTHERS, (C) IT WILL NOT BE REPRODUCED, AND (D) IT WILL BE RETURNED TO ACRADYNE/AIMCO IMMEDIATELY UPON DEMAND.

REVISION LEVEL	REVISION RELEASE DATE	DESCRIPTION OF CHANGES MADE TO PART	ECN #	AUTHOR	APPROVAL
<b>REVISION BLOCK</b>					

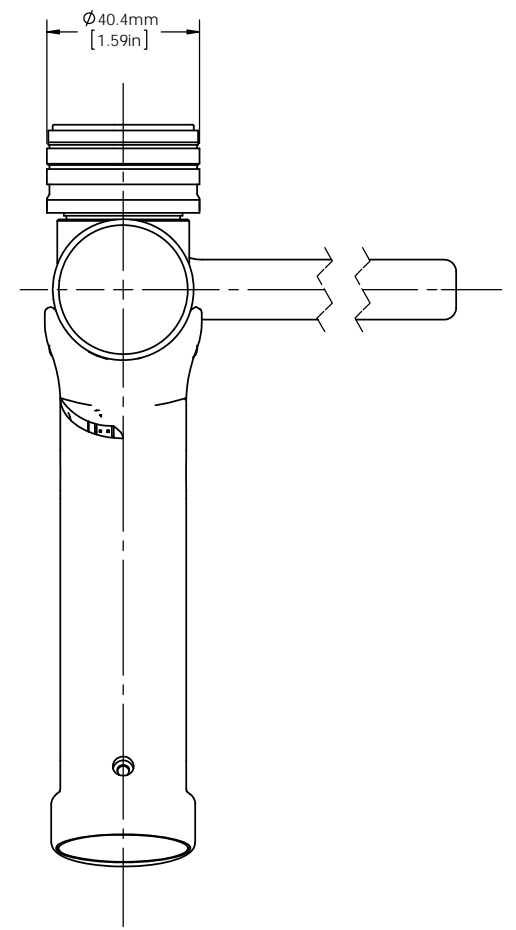
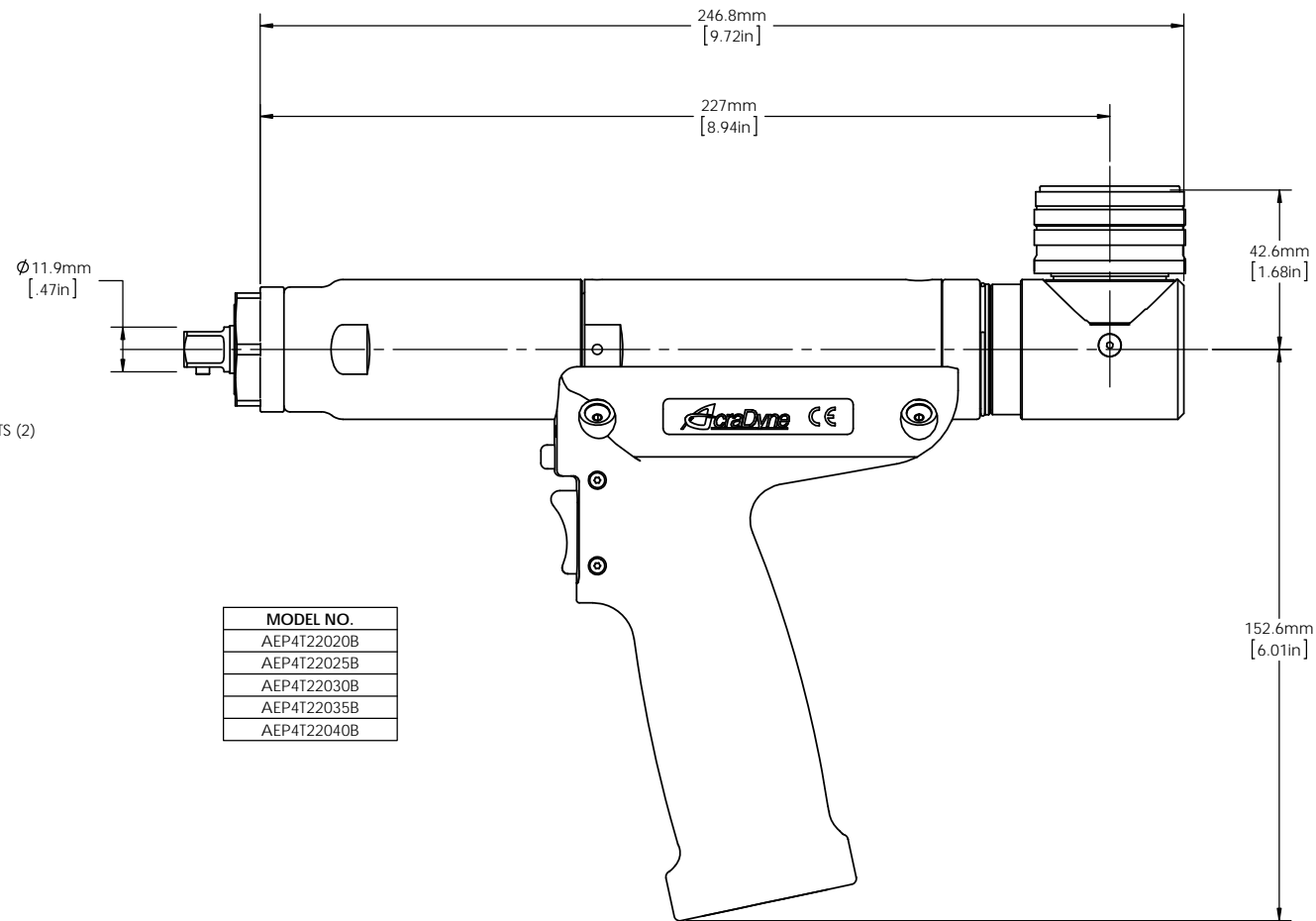
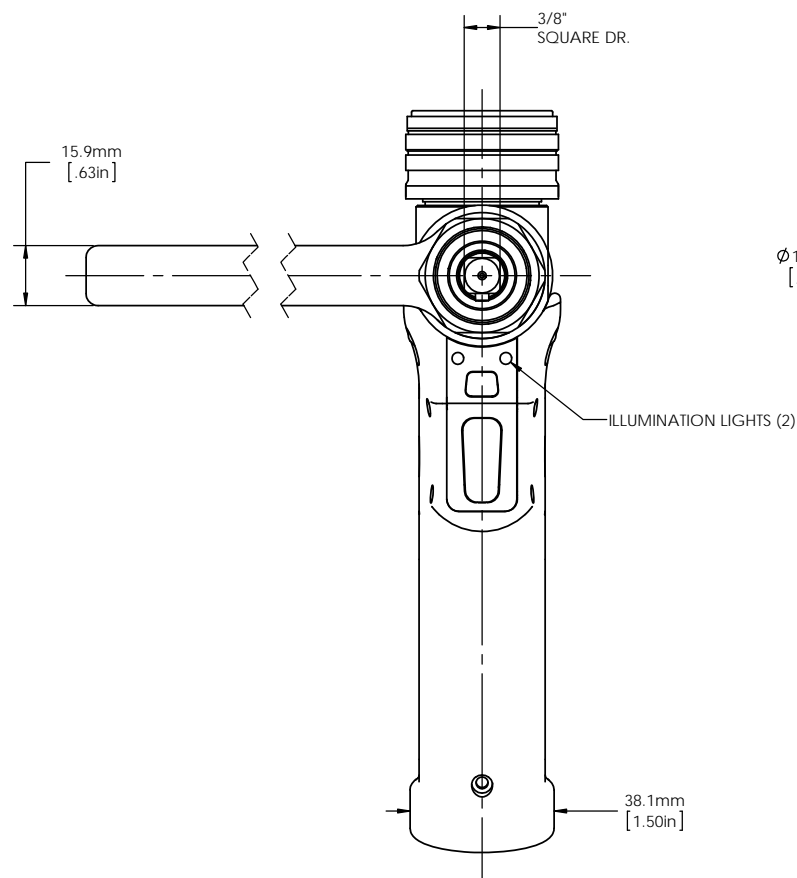
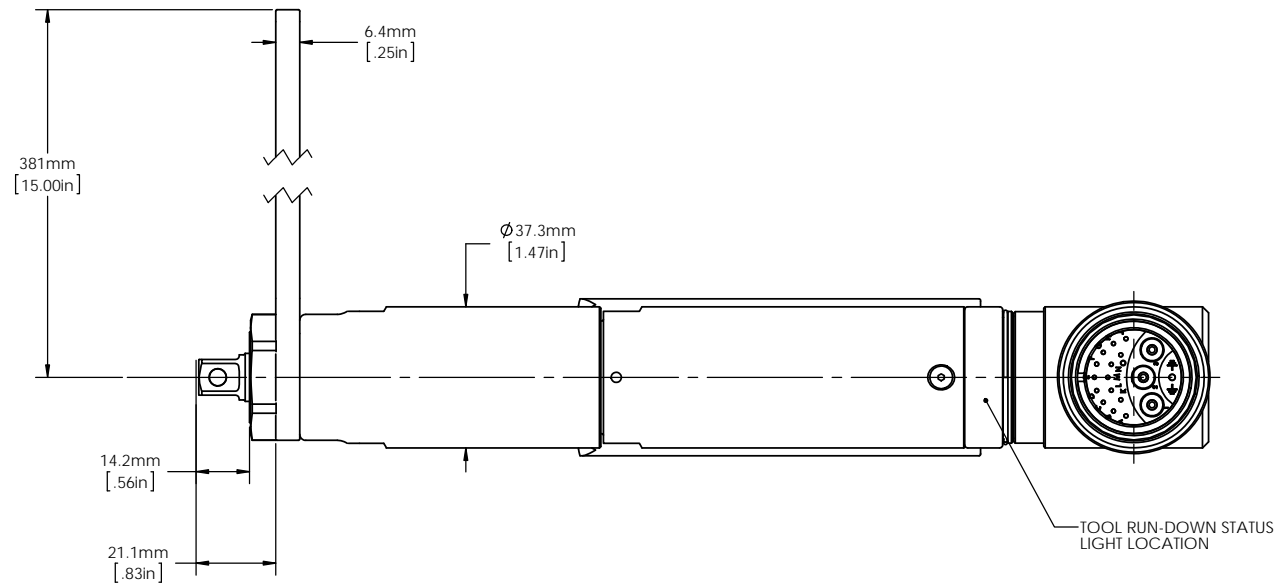
**UNLESS OTHERWISE SPECIFIED, DIMENSIONS ARE IN INCHES**  
DIMENSIONS AND TOLERANCING PER ANSI Y14.5  
SURFACE ROUGHNESS PER ANSI Y14.36

**BLOCK TOLERANCING PER DECIMAL:**  
.X = ±.030 .XX = ±.010 .XXX = ±.005 .XXXX = ±.0005  
ANGLE = ±0°30'

REMOVE BURRS AND SHARP EDGES: R.015 MAX  
MACHINE SURFACE FINISH: 125 RMS OR BETTER

DRAWINGS AND TECHNICAL DOCUMENTS CONTROLLED BY:  
**ACRADYNE MECHANICAL ENGINEERING**

AEP4T22 __ B PISTOL NUTRUNNER GEN IV, 2000 SERIES		
SIZE <b>D</b>	PART / DRAWING NUMBER <b>AEP4T22 __ B</b>	REVISION <b>F</b>
SCALE 1:1	DO NOT SCALE DRAWING	SHEET 1 OF 2



MODEL NO.
AEP4T22020B
AEP4T22025B
AEP4T22030B
AEP4T22035B
AEP4T22040B



**DOCUMENT CONTROL**  
 PRINTED COPIES OF THIS DOCUMENT ARE CONSIDERED TO BE UNCONTROLLED DOCUMENTS. HOLDERS ARE RESPONSIBLE FOR VERIFYING THE CURRENT REVISION LEVEL WITH PURCHASING OR ENGINEERING PRIOR TO USE OR FABRICATION. THE CONTROLLED VERSION OF THIS DOCUMENT IS ELECTRONICALLY MAINTAINED.

**PROPRIETARY AND CONFIDENTIAL**  
 THIS DRAWING CONTAINS INFORMATION STRICTLY CONFIDENTIAL TO ACRADYNE/AIMCO. IN THE ABSENCE OF EXPRESSED WRITTEN PERMISSION, ACRADYNE/AIMCO HAS LOANED THIS COPY WITH THE MUTUAL UNDERSTANDING THAT (A) IT WILL NOT BE USED FOR ANY PURPOSE OTHER THAN FOR THAT IN WHICH IT WAS PROVIDED, (B) THE DATA CONTAINED HEREIN WILL NOT BE DISCLOSED TO OTHERS, (C) IT WILL NOT BE REPRODUCED, AND (D) IT WILL BE RETURNED TO ACRADYNE/AIMCO IMMEDIATELY UPON DEMAND.

REVISION LEVEL	REVISION RELEASE DATE	DESCRIPTION OF CHANGES MADE TO PART	ECN #	AUTHOR/ APPROVAL
<b>REVISION BLOCK</b>				

**UNLESS OTHERWISE SPECIFIED, DIMENSIONS ARE IN INCHES**  
 DIMENSIONS AND TOLERANCING PER ANSI Y14.5  
 SURFACE ROUGHNESS PER ANSI Y14.36

**BLOCK TOLERANCING PER DECIMAL:**  
 .X = ±.030 .XX = ±.010 .XXX = ±.005 .XXXX = ±.0005  
 ANGLE = ±0° 30'

REMOVE BURRS AND SHARP EDGES: R.015 MAX  
 MACHINE SURFACE FINISH: 125 RMS OR BETTER

DRAWINGS AND TECHNICAL DOCUMENTS CONTROLLED BY:  
**ACRADYNE MECHANICAL ENGINEERING**

**AEP4T22 \_\_ \_ B**  
**PISTOL NUTRUNNER**  
 GEN IV, 2000 SERIES

SIZE	PART / DRAWING NUMBER	REVISION
<b>D</b>	<b>AEP4T22 __ _ B</b>	<b>F</b>

SCALE 1:1 DO NOT SCALE DRAWING SHEET 2 OF 2