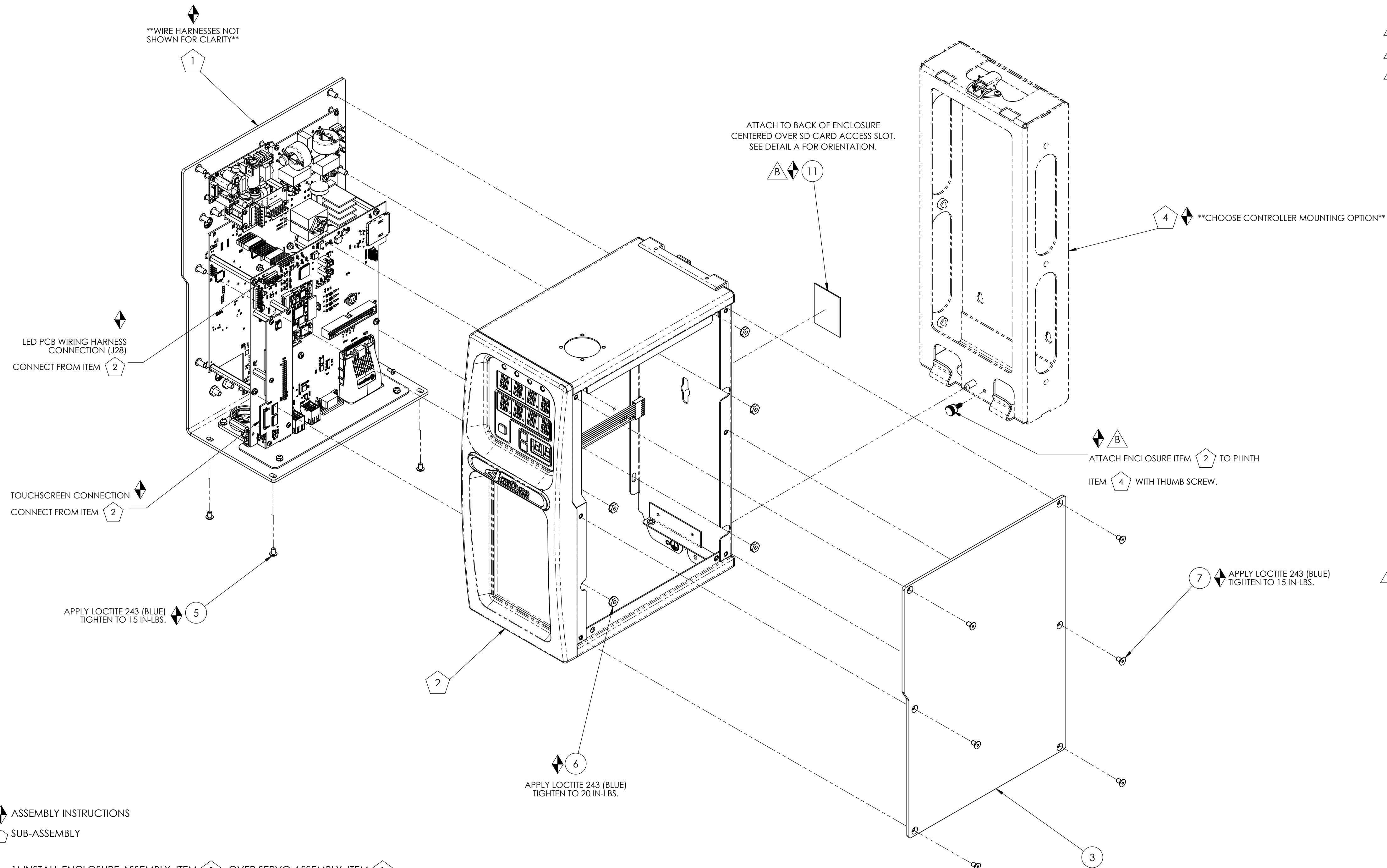











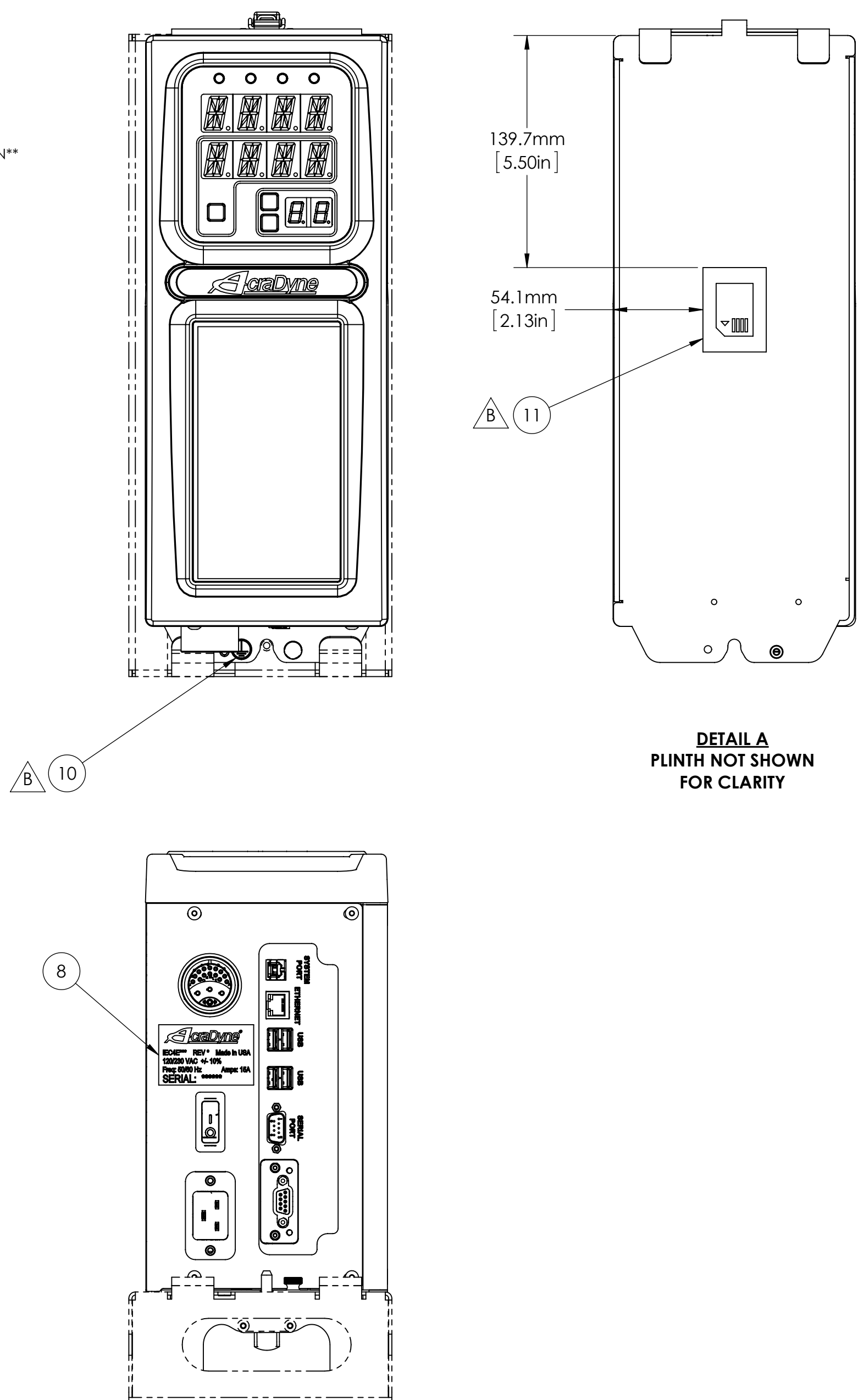


| COMMENTS | ITEM NO. | PART NUMBER | QTY. | DESCRIPTION |
|--|----------|-------------|------|---|
| | 1 | SEE CHART | 1 | MAINBOARD ASSY, W/ TOUCH |
| | 2 | 28140 | 1 | ENCLOSURE ASSEMBLY, W/ TOUCH |
| | 3 | 27802 | 1 | ENCLOSURE PANEL SIDE COVER |
| | 4 | 27801 | 1 | CHOOSE MOUNTING |
| | 5 | 26088 | 4 | SCREW, BHC 8-32X.25, STEEL, BLACK OXIDE |
| | 6 | 23482 | 6 | KEPS NUT, HEX 10-32, ZINC-PLATED |
| | 7 | 26363 | 6 | SCREW, FHSC 8-32x5/16, STEEL, BLACK OXIDE |
| | 8 | 28294 | 1 | LABEL, SERIAL NUMBER AND DESCRIPTION |
| NOT SHOWN; TO SHIP LOOSE WITH ASSEMBLY | 9 | 28292 | 1 | CABLE, USB 2.0, MALE A TO B, 3M |
| | 10 | 28293 | 1 | DECAL, EARTH GROUND |
| | 11 | 28615 | 1 | DECAL, SD CARD, GEN 4 CONTROLLER |



- 1) INSTALL ENCLOSURE ASSEMBLY, ITEM  , OVER SERVO ASSEMBLY, ITEM  .
- 2) CONNECT LED PCB WIRING HARNESS TO MAINBOARD AND TOUCHSCREEN TO TOUCH PCB.
CONNECT TOOL CABLE TO ENCLOSURE, IF NEEDED.
- 3) INSTALL FASTENERS, ITEM  AND THEN HEX NUTS ITEM  .
- 4) INSTALL COVER PLATE, ITEM  , WITH FASTENERS, ITEM  .
- 5) INSTALL DECAL, ITEM  .
- 6) ATTACH MOUNTING PLINTH, ITEM  IF REQUIRED.
- 7) PRINT AND INSTALL LABELS, ITEM  &  .
- 8) SHIP USB CABLE, ITEM  , LOOSE WITH CONTROLLER.



DETAIL A
PLINTH NOT SHOWN
FOR CLARITY

| MODEL NO. | MAINBOARD ASSEMBLY |
|-----------|--------------------|
| iEC4EG | 28136.001 |
| iEC4EG1 | 28136.002 |
| iEC4EGT | 28136.003 |
| iEC4EGD | 28136.004 |
| iEC4EGP | 28136.005 |

[illegible]

**UNLESS OTHERWISE SPECIFIED,
DIMENSIONS ARE IN INCHES**
DIMENSIONS AND TOLERANCING PER ANSI Y14.5
SURFACE ROUGHNESS PER ANSI Y14.36

BLOCK TOLERANCING PER DECIMAL:
 $X = \pm .030$ $XX = \pm .010$ $XXX = \pm .005$ $XXXX = \pm .0005$
ANGLE = 0° $30'$

REMOVE BURRS AND SHARP EDGES: R.015 MAX
MACHINE SURFACE FINISH: 125 RMS OR BETTER

**DRAWINGS AND TECHNICAL DOCUMENTS CONTROLLED BY:
ACRADYNE MECHANICAL ENGINEERING**

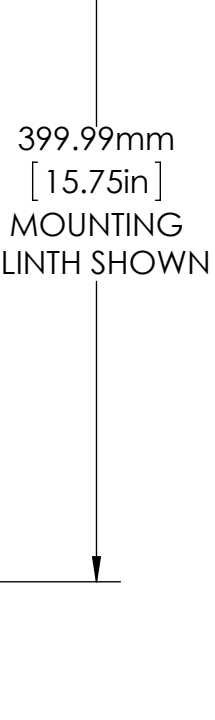
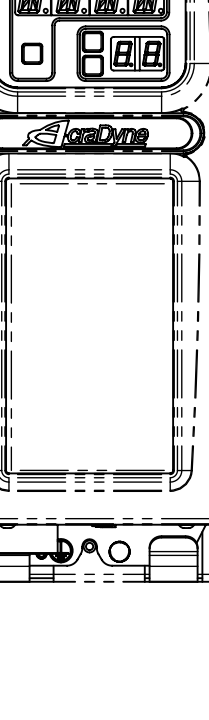

REMOVE BURRS AND SHARP EDGES: R.015 MAX
MACHINE SURFACE FINISH: 125 RMS OR BETTER

DRAWINGS AND TECHNICAL DOCUMENTS CONTROLLED BY:
ACRADYNE MECHANICAL ENGINEERING

| | | |
|--|---|------------------------------|
| <p align="center">CONTROLLER ASSY W/ TOUCHSCREEN</p> <p align="center">GEN 4</p> | | |
| <p>SIZE D</p> | <p>PART / DRAWING NUMBER iEC4EG_</p> | <p>REVISION B</p> |
| <p>SCALE 2:5</p> | <p>DO NOT SCALE DRAWING</p> | <p>SHEET 1 OF 2</p> |

| | | |
|------------------------------------|--|---------------------------------|
| <p align="center">GEN 4</p> | | |
| <p>SIZE</p> <p>D</p> | <p>PART / DRAWING NUMBER</p> <p>iEC4EG_</p> | <p>REVISION</p> <p>B</p> |
| <p>SCALE 2:5</p> | <p>DO NOT SCALE DRAWING</p> | <p>SHEET 1 OF 2</p> |

| | | |
|------------------|---|----------------------|
| SIZE D | PART / DRAWING NUMBER iEC4EG_ | REVISION B |
| SCALE 2:5 | DO NOT SCALE DRAWING | SHEET 1 OF 2 |



MOONING OF EARTH (PART NO. 27/06) IS SHOWN



PRINTED COPIES OF THIS DOCUMENT ARE CONSIDERED TO BE UNCONTROLLED DOCUMENTS. HOLDERS ARE RESPONSIBLE FOR VERIFYING THE CURRENT REVISION LEVEL WITH PURCHASING OR ENGINEERING PRIOR TO USE OR FABRICATION. THE CONTROLLED VERSION OF THIS DOCUMENT IS ELECTRONICALLY MAINTAINED.

THIS DRAWING CONTAINS INFORMATION STRICTLY CONFIDENTIAL TO ACRADYNE/AMCO. IN THE ABSENCE OF EXPRESSED WRITTEN PERMISSION, ACRADYNE/AMCO HAS LOANED THIS COPY WITH THE MUTUAL UNDERSTANDING THAT (A) IT WILL NOT BE USED FOR ANY PURPOSE OTHER THAN FOR THAT IN WHICH IT WAS PROVIDED, (B) THE DATA CONTAINED HEREIN WILL NOT BE DISCLOSED TO OTHERS, (C) IT WILL NOT BE REPRODUCED, AND (D) IT WILL BE RETURNED TO ACRADYNE/AMCO IMMEDIATELY UPON DEMAND.

| REVISION LEVEL | REVISION RELEASE DATE | DESCRIPTION OF CHANGES MADE TO PART | ECN # | AUTHOR/ APPROVAL |
|-----------------------|--------------------------|-------------------------------------|-------|---------------------|
| REVISION BLOCK | | | | |

BLOCK TOLERANCING PER DECIMAL:
X = $\pm .030$.XX = $\pm .010$.XXX = $\pm .005$.XXXX = $\pm .0005$

REMOVE BURRS AND SHARP EDGES: R.015 MAX
MACHINE SURFACE FINISH: 125 RMS OR BETTER

DRAWINGS AND TECHNICAL DOCUMENTS CONTROLLED BY:
ACRADYNE MECHANICAL ENGINEERING

| | | |
|------------------|---|----------------------|
| SIZE D | PART / DRAWING NUMBER iEC4EG_ | REVISION B |
| SCALE 1:4 | DO NOT SCALE DRAWING | SHEET 2 OF 2 |