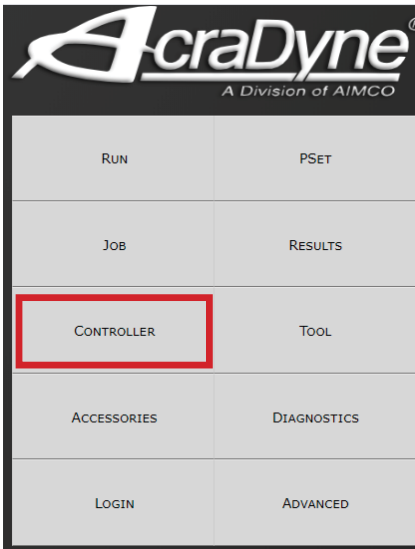
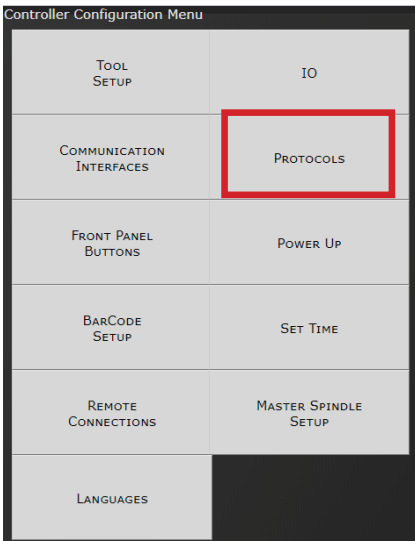


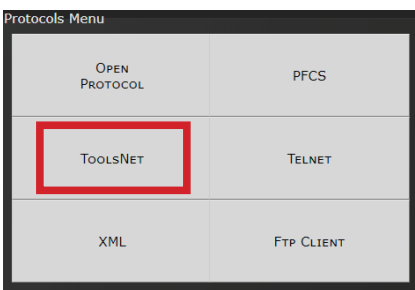
From the main menu, select Controller.



Select Protocols.



Then select ToolsNet.



- **Server IP Address:**

The IP address of the Tools Net server. If the server is on another subnet, verification of the gateway in the Ethernet settings is required.

- **Server Port Number:**

The TCP port the server is listening on for a new connection. Default for this is 6547, however, should be verified with the local Tools Net server administrator.

- **Station ID:** Used to identify data in

ToolsNet database. Work with local ToolsNet server administrator to set this correctly.

- **System Number:** Used to identify data in ToolsNet database. Work with local ToolsNet server administrator to set this correctly.

- **Station Number:** Used to identify data in ToolsNet database. Work with local ToolsNet server administrator to set this correctly.

- **Set Time From Server:** ToolsNet includes the current date and time in the messages it sends to the controller. When "Set Time From Server" is enabled the controller will set its clock to match the time sent by ToolsNet. When it is disabled the time sent by ToolsNet is ignored and the controller clock is left unaltered.

- **Curve Option:** The controller has the option to send fastening curve data (torque and angle) to the ToolsNet server. The following options are available:

- **None:** No curves will be sent to ToolsNet.
- **All:** All fastening will send curves to ToolsNet.
- **OK:** Only OK fastening will send curves to ToolsNet.
- **NOK:** Only rejected fastenings curves will be sent to ToolsNet.

