



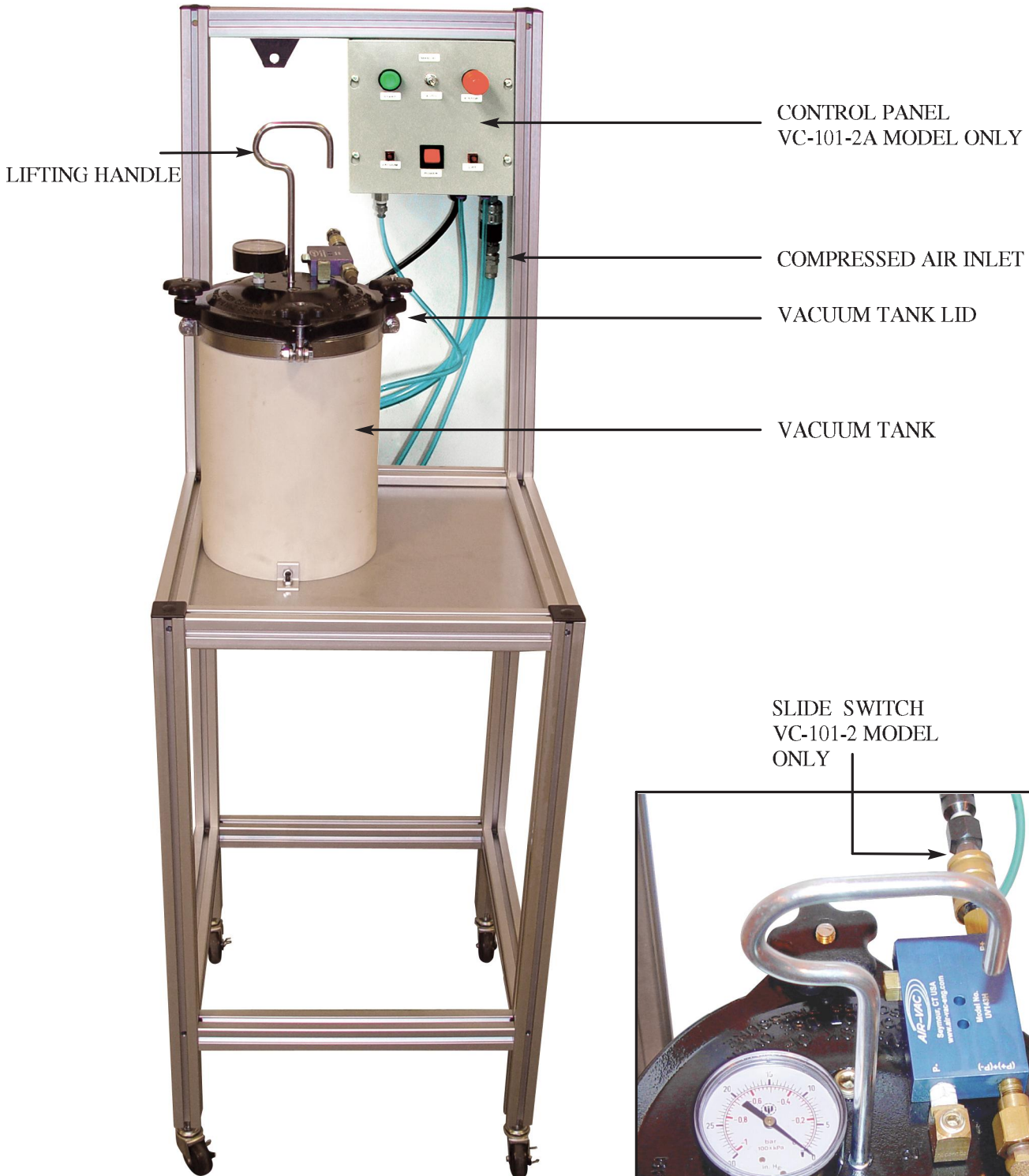
AIMCO

**Vacuum Tank
VC-101-2(A)
Operations Manual**

PO Box 16460, Portland OR 97292-0460 • 800-852-1368 • Fax 800-582-9015

www.aimco-global.com

DESCRIPTION AND LAYOUT



PROCEDURES

WARNING:

- Read all instructions before operating this equipment.
- Wear proper protective gear.

AIR PRESSURE:

- MINIMUM OF 90 PSI

ELECTRIC:

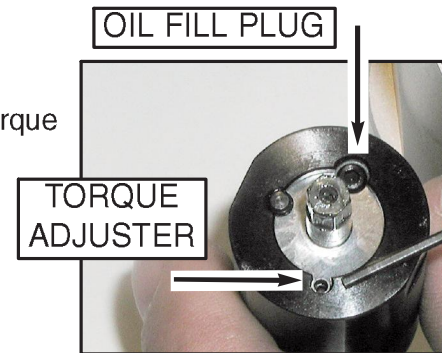
- 5 AMP 110 VAC

SETTING UP VACUUM TANK:

- Connect 3/8" I.D. air hose to air inlet with full flow 3/8" fittings.
- Plug electric cord into surge protected power strip plugged into 110 VAC outlet.
- Turn power switch on.

USING VACUUM FILL SYSTEM:

1. Remove lid from tank.
2. Remove the oil fill plug from the pulse unit and turn torque adjuster all the way out counter-clockwise.
Note: Make sure the driving blade is not blocking the oil fill hole.



3. Set pulse unit or units into the tank and onto the plate. Note: Make sure the plate is in the raised position.
4. Pour Pulstar oil into the tank so that the oil level is about one inch from the top of the liner casing. Note: Make sure to shake the bottle of Pulstar oil vigorously to mix the additive into the base oil.
5. Put lid back on tank.

STEP 3



STEP 4



PROCEDURES


PROCEDURE FOR USING VACUUM FILL TANK SYSTEM

USING VACUUM FILL SYSTEM:

6. If you have the VC-101-2A push the start button and proceed to step 10.



7. If you have the VC-101-2 slide the slide switch over so the vacuum starts.



8. After three and a half minutes with the vacuum in the green, lower the plate down into the oil.
9. Turn the vacuum off. Once normal internal air pressure returns, raise the plate on the inside of the tank.
10. Remove the lid from the tank.
11. Remove the excess oil from the top of the Pulse Unit so that the oil is level with the top of the oil fill hole.
12. Draw off the recommended amount of oil from the Pulse Unit and install Oil Fill Plug back into the Pulse Unit.
13. You are now ready to test your tool.

FILL, DRAW AND TORQUE TABLE

Key Model of this Tool Group	Full Volume of Liner Oil in Pulse Unit (approx.)	Volume to be Removed from the Full Volume (approx.)	Torque to Tighten Liner Casing Setter (approx.)	Torque to Tighten Liner Casing Setter (approx.)	Load to Press on Rear Liner Plate	Load to Press on Rear Liner Plate
					Hydraulic Press	P.T.R.F.
Model	cc s	cc s	NM	Ft-Lbs	Tons	Ft-Lbs
U-300SD	5.0	0.15	50 +/-5	37+/-4		
U-310SD / U-50EC	5.0	0.15	50 +/-5	37+/-4		
U-350(S)(D)	5.0	0.15	50 +/-5	37+/-4		
UL-30(D)	5.0	0.31+/-0.01	85+/-5	63+/-4		
ULT-30 (D)	5.6	0.28+/-0.01	85 +/-5	63+/-4	1	20
U-410(S)(D) & 60EC	8.5	0.35	70 +/-5	52+/-4		
UX-450(S)(D)	5.0	0.50+/-0.05	70 +/-5	52+/-4		
U-480	9.0	0.40	70 +/-5	52+/-4	3	60
UX-500(S)(D)(C)	5.0	0.50+/-0.05	70 +/-5	52+/-4		
U-501 & 80EC	9.0	0.40	70 +/-5	52+/-4	3	60
ALPHA-45(S)(D) & 61(D)	5.0	0.45+/-0.05	70+/-5	52+/-4		20
ALPHA-50(S)(D) & L61(D)	5.0	0.50+/-0.05	70 +/-5	52+/-4		
ALPHA-T40D(S), T42D(S)(P), T45(S)(D)(P), T46(D), T47(S)(D)(P), T50(D) & T52(D)	5.0		70 +/-5	52+/-4		
ALPHA-50MC, 60MC & 70MC	5.0	0.45+/-0.05	70 +/-5	52+/-4		
UL-40(D)	5.0	0.35+/-0.01	85+/-5	63+/-4		
UEP-50(D) & 50MC(D)	5.5	0.35+/-0.05	70+/-5	52+/-4		
UL-50(S)(D) & 50MC, UL-40(D)MC	5.0	0.45+/-0.05	85 +/-5	63+/-4		
ULT-40(S)(D) & 50(S)(D)(C), UBP-T40 & T50	5.0	0.35+0.05	85 +/-5	63+/-4	1	20
U-610	13.0	0.55	70 +/-5	52+/-4	3	60
U-610T	13.0	0.55	70 +/-5	52+/-4	3	60
UX-612(S)(D)(C)(A)	6.2	0.65+/-0.05	85 +/-5	63+/-4		
UX-622(D)	6.2	0.65+/-0.05	85 +/-5	63+/-4		
ALPHA-T60(D) & T62(D)(MI)	6.2		85+/-5	63+/-4		
ALPHA-60(S)(D)	6.2	0.55+/-0.05	85 +/-5	63+/-4		
UEP-60(D) & 60MC(D)	6.8	0.55+/-0.05	85+/-5	63+/-4		
UL-60(S)(D) & 60MC	6.8	0.55+/-0.05	85+/-5	63+/-4		
ULT-60(S)(D)(C) & UBP-T60	6.2	0.45+/-0.05	85+/-5	63+/-4		
U-700 & 100EC	18.0	0.90	70 +/-5	52+/-4	3	60
U-700T	18.0	0.90	70 +/-5	52+/-4	3	60
UX-700(S)(D)(C) & 80EC	8.8	0.80+/-0.1	110 +/-5	81+/-4	2	40
UX-T700, T700L & TL700	8.8	0.70+/-0.05	110 +/-5	81+/-4	2	40
ALPHA-70(S)(C)(CH)	8.8	0.80+/-0.1	110 +/-5	81+/-4	2	40
ALPHA-T65(S) & T70(S)(C)(CH)	8.8	0.75+/-0.05	110+/-5	81+/-4	2	40

FILL, DRAW AND TORQUE TABLE

Key Model of this Tool Group	Full Volume of Liner Oil in Pulse Unit (approx.)	Volume to be Removed from the Full Volume (approx.)	Torque to Tighten Liner Casing Setter (approx.)	Torque to Tighten Liner Casing Setter (approx.)	Load to Press on Rear Liner Plate	Load to Press on Rear Liner Plate
					Hydraulic Press	P.T.R.F.
Model	cc s	cc s	NM	Ft-Lbs	Tons	Ft-Lbs
UEP-70 & 70MC	8.8	0.65+/-0.05	110+/-5	81+/-4	2	40
UL-70 & UL-70MC	8.0	0.65+/-0.05	110+/-5	81+/-4	2	40
ULT-70(S)(C)(CH)	8.8	0.70+/-0.05	110+/-5	81+/-4	2	40
U-800	20.0	1.00	90 +/-5	67+/-4	3	60
U-800T	20.0	1.00	90 +/-5	67+/-4	3	60
UX-800(S)(C) & ST800	12.0	0.80+/-0.1	135 +/-5	100+/-4	2	40
UX-T800 & TL800	12.0	0.80+/-0.05	135 +/-5	100+/-4	2	40
ALPHA-80	12.0	1.00+/-0.1	135 +/-5	100+/-4	2	40
ALPHA-T80	12.0	0.80+/-0.05	135+/-5	100+/-4	2	40
ALPHA-80MC & 90MC	6.2	0.55+/-0.05	85 +/-5	63+/-4		
UEP-80 & 80MC	14.0	0.9+/-0.05	150+/-5	110+/-4	3	60
U-900	25.0	1.25	100 +/-5	74+/-4	3	60
U-900T	25.0	1.25	100 +/-5	74+/-4	3	60
UX-900(S)(C) & 120EC	14.0	0.95+/-0.1	150 +/-5	110+/-4	3	60
UX-T900 & TL900	14.0	0.95+/-0.05	150 +/-5	110+/-4	3	60
ALPHA-90	14.0	1.00+/-0.1	150 +/-5	110+/-4	3	60
ALPHA-T90	14.0	0.95+/-0.05	150+/-5	110+/-4	3	60
UL-90 & UL-90MC	14.0	0.95+/-0.05	150+/-5	110+/-4	3	60
ULT-90	14.0	1.0+/-0.05	150+/-5	110+/-4	3	60
U-1000	32.0	1.70	110 +/-5	81+/-4	3	60
U-1000T	32.0	1.70	110 +/-5	81+/-4	3	60
UX-1000(S)(C) & 130EC	19.0	1.50+/-0.1	185 +/-10	137+/-7	3	60
UX-T1000 & TL1000	19.0	1.40+/-0.1	185 +/-10	137+/-7	3	60
ALPHA-100	19.0	1.70+/-0.1	185 +/-10	137+/-7	3	60
ALPHA-T100	19.0	1.40+/-0.1	185 +/-10	137+/-7	3	60
ALPHA-100MC & 101MC	12.0	0.8+/-0.1	135 +/-5	100+/-4	2	40
ALPHA-110MC	12.0	0.95+/-0.1	135+/-5	100+/-4	2	40
UEP-100 & 100MC	19	1.5+/-0.05	185 +/-10	137+/-7	3	60
UL-100	19	1.5+/-0.05	185 +/-10	137 +/-7	3	60
UL-100MC	17.5	1.80+/-0.1	185 +/-10	137+/-7	3	60
ULT-100	17.5	1.60+/-0.1	185+/-10	137+/-7	3	60
U-1301	38.0	2.00	120 +/-10	89+/-7	4	80
U-1301T	38.0	2.00	120 +/-10	89+/-7	4	80
UX-1300(S), T1300 & TL1300	24.0	1.80+/-0.1	185 +/-10	137+/-7	3	60
ALPHA 130	24.0	2.00+/-0.1	185 +/-10	137+/-7	3	60
ALPHA-T130	24.0	1.80+/-0.1	185+/-10	137+/-7	3	60
ALPHA-130MC	24.0	1.80+/-0.1	185+/-10	137+/-7	3	60
ULT-130	24.0	1.60+/-0.1	185+/-10	137+/-7	3	60



AIMCO

1204 E. Maple Rd.
Troy, MI 48083

(800) 852-1368
FAX (800) 582-9015

CORPORATE HEADQUARTERS
10000 S.E. Pine St.
Portland, OR 97216

(800) 852-1368
FAX (800) 582-9015

Ave. Morones Prieto 2110 Pte.
Col. Loma Larga
Monterrey, NL CP 64710, Mexico
52-81 1001-1600
FAX 52-81 1001-1630