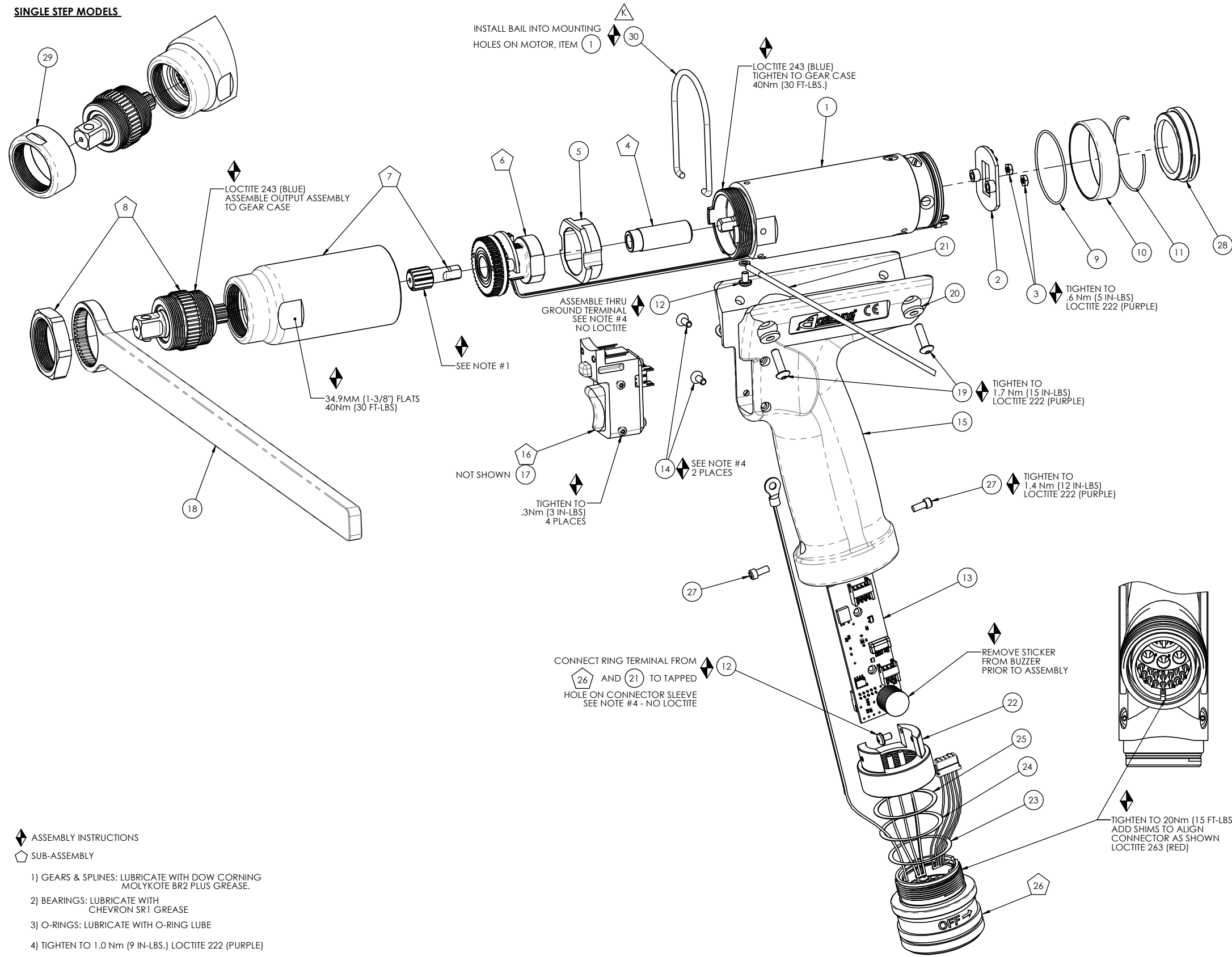


SINGLE STEP MODELS



COMMENTS	ITEM NO.	NUMBER	QTY.	DESCRIPTION
	1	25803	1	PISTOL MOTOR ASM.
	2	26599	1	LED PCB ASSY, PISTOL
	3	27016	2	NUT, HEX, 4-40 UNDERSIZED, STEEL ZINC
	4	24780	1	MOTOR COUPLER SUB-ASM.
	5	25763	1	TRANSDUCER ADAPTOR
	6	SEE CHART	1	TRANSDUCER SUB-ASM.
	7	SEE CHART	1	GEAR CASE SUB-ASM.
	8	24699	1	STRAIGHT OUTPUT ASM., 3/8" SQ. DR.
	9	24687	1	O-RING, LIGHT RING, LEVER
	10	24873	1	LIGHT RING
	11	24686	1	RETAINING RING, LEVER LIGHT RING
	12	25814	2	SCREW, PAN HEAD PHILLIPS, 4-40 x 3/16, STAR WASH, SS
	13	25849	1	TID BOARD ASM., PISTOL, 1000/2000-SERIES
	14	24934	2	SCREW, FHC 4-40 X .312, STEEL, BLACK OXIDE
	15	26667	1	PISTOL HANDLE, 1000 SERIES
	16	25871	1	SWITCH SUB-ASSEMBLY
NOT SHOWN	17	25788	1	CABLE, TRIGGER, GEN 4 PISTOL
	18	SEE CHART	1	REACTION BAR, 1000 SERIES
	19	26792	4	SCREW, BHSC 6-32X.50, STEEL, BLACK OXIDE
	20	26791	4	WASHER, FLAT, NO 6 SCREW, STEEL, BLACK OXIDE
	21	25424	1	GROUND WIRE ASM.
	22	24870	1	CONNECTOR SLEEVE, PISTOL HANDLE
	23	25271	A/R	SHIM, -.002
	24	25272	A/R	SHIM, -.005
	25	25273	A/R	SHIM, -.010
	26	26602	1	TOOL CONNECTOR ASSEMBLY
	27	24935	2	SOC HD CAP SCREWS
	28	24871	1	END CAP, PISTOL MOTOR
	29	SEE CHART	1	SPLINE COVER, PISTOL
	30	010-790-1	1	SUSPENSION BAIL, PISTOL TOOLS

	MODEL NO.	TRANSDUCER ASM.	GEAR CASE ASM.	SPLINE COVER	REACTION BAR
SINGLE STEP MODELS	AEP4A12003B	25759.001	24860	24759	N/A
	AEP4A12006B	25760.002	24860	24759	N/A
	AEP4A12011B	25761.003	24709	N/A	24696
DOUBLE STEP MODELS	AEP4A12014B	25761.005	24792	N/A	24697
	AEP4A12018B	25761.008	24710	N/A	24697
	AEP4A12022B	25761.010	24781	N/A	24697

- ◆ ASSEMBLY INSTRUCTIONS
- ◊ SUB-ASSEMBLY

- 1) GEARS & SPLINES: LUBRICATE WITH DOW CORNING MOLYKOTE BR2 PLUS GREASE.
- 2) BEARINGS: LUBRICATE WITH CHEVRON SR1 GREASE
- 3) O-RINGS: LUBRICATE WITH O-RING LUBE
- 4) TIGHTEN TO 1.0 Nm (9 IN-LBS.) LOCITE 222 (PURPLE)

REQUIRED TOOLING
SNAP-ON CROWFOOT WRENCH, 1/2" SQ. DR. X 1-3/8" OPENING SNAP-ON PART NUMBER SC044
MAGNETIC VISE JAWS - PART NUMBER 1000-100
LOCITE 222 (PURPLE)
LOCITE 243 (BLUE)
LOCITE 263 (RED)
TORQUE WRENCH, 1/2" DRIVE



DOCUMENT CONTROL
 PRINTED COPIES OF THIS DOCUMENT ARE CONSIDERED TO BE UNCONTROLLED DOCUMENTS. HOLDERS ARE RESPONSIBLE FOR VERIFYING THE CURRENT REVISION LEVEL WITH PURCHASING OR ENGINEERING PRIOR TO USE OR FABRICATION. THE CONTROLLED VERSION OF THIS DOCUMENT IS ELECTRONICALLY MAINTAINED.

PROPRIETARY AND CONFIDENTIAL
 THIS DRAWING CONTAINS INFORMATION STRICTLY CONFIDENTIAL TO ACRADYNE/AIMCO. IN THE ABSENCE OF EXPRESSED WRITTEN PERMISSION, ACRADYNE/AIMCO HAS LOANED THIS COPY WITH THE MUTUAL UNDERSTANDING THAT (A) IT WILL NOT BE USED FOR ANY PURPOSE OTHER THAN FOR THAT IN WHICH IT WAS PROVIDED, (B) THE DATA CONTAINED HEREIN WILL NOT BE DISCLOSED TO OTHERS, (C) IT WILL NOT BE REPRODUCED, AND (D) IT WILL BE RETURNED TO ACRADYNE/AIMCO IMMEDIATELY UPON DEMAND.

REVISION LEVEL	REVISION RELEASE DATE	DESCRIPTION OF CHANGES MADE TO PART	ECN #	AUTHOR/ APPROVAL

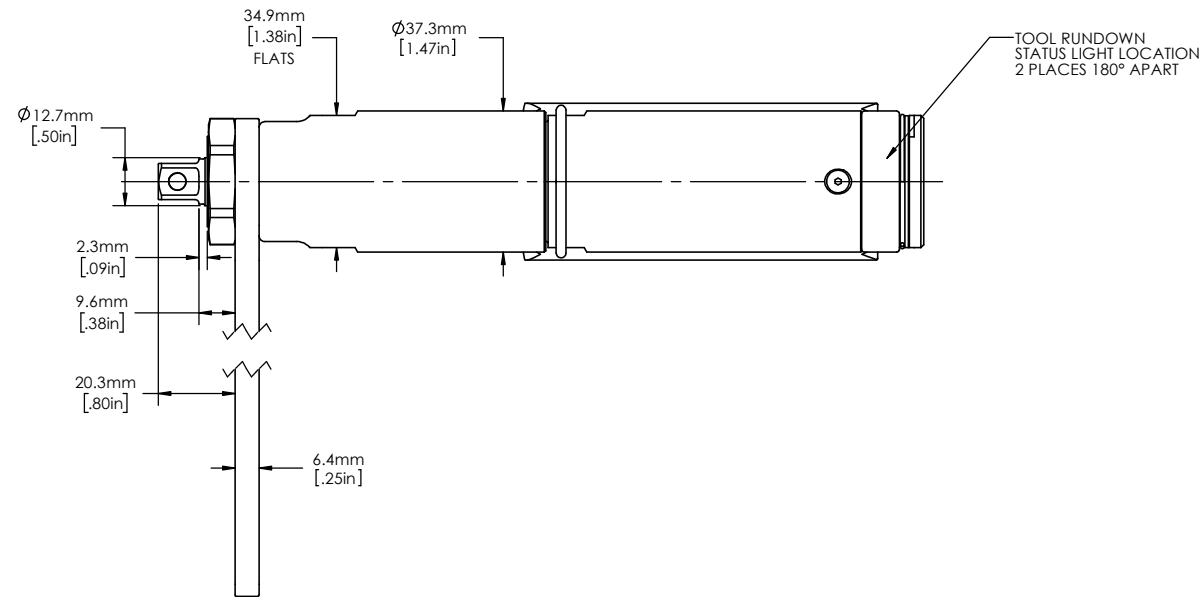
UNLESS OTHERWISE SPECIFIED, DIMENSIONS ARE IN INCHES
 DIMENSIONS AND TOLERANCING PER ANSI Y14.5 SURFACE ROUGHNESS PER ANSI Y14.36

BLOCK TOLERANCING PER DECIMAL:
 .X = ±.030 .XX = ±.010 .XXX = ±.005 .XXXX = ±.0005
 ANGLE = ±0° 30'

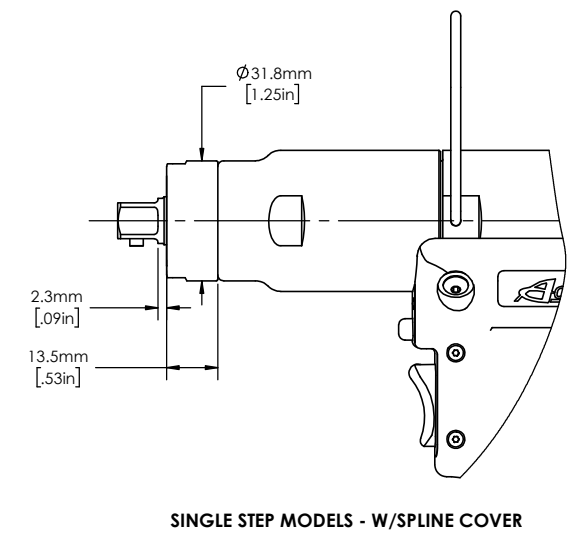
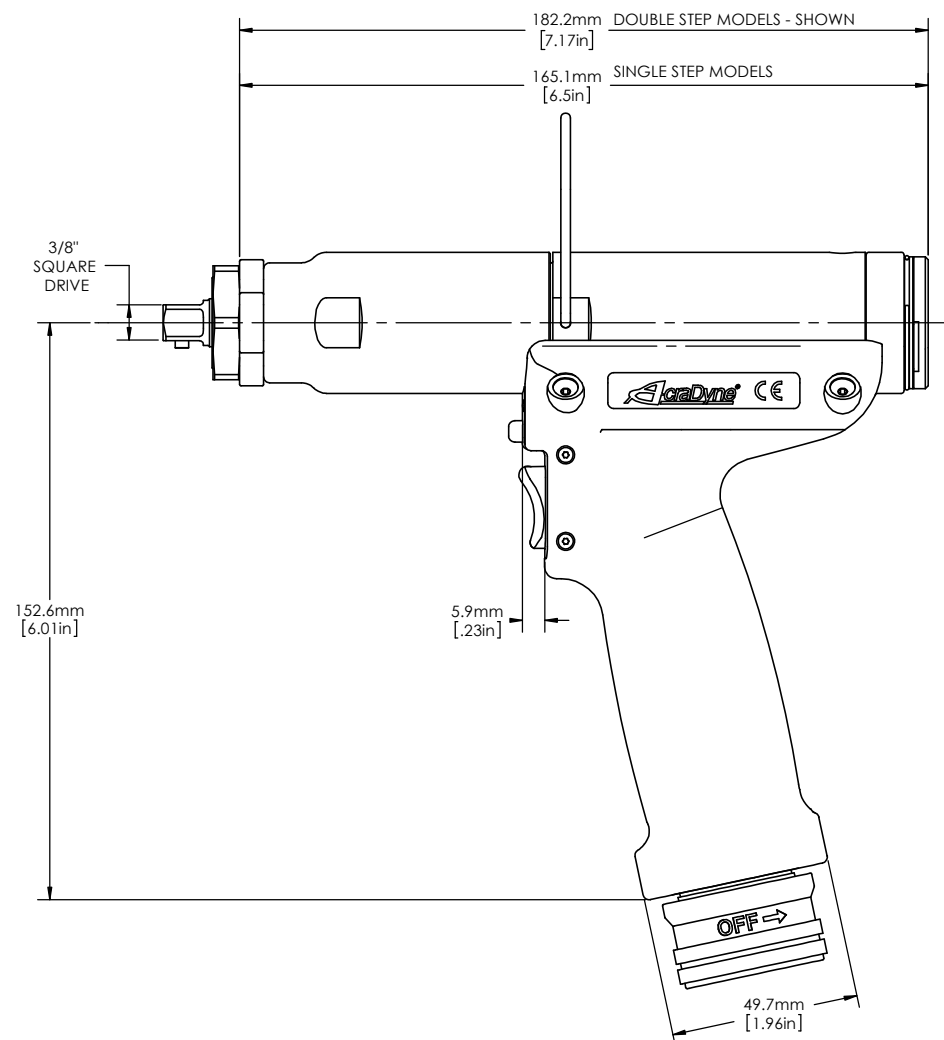
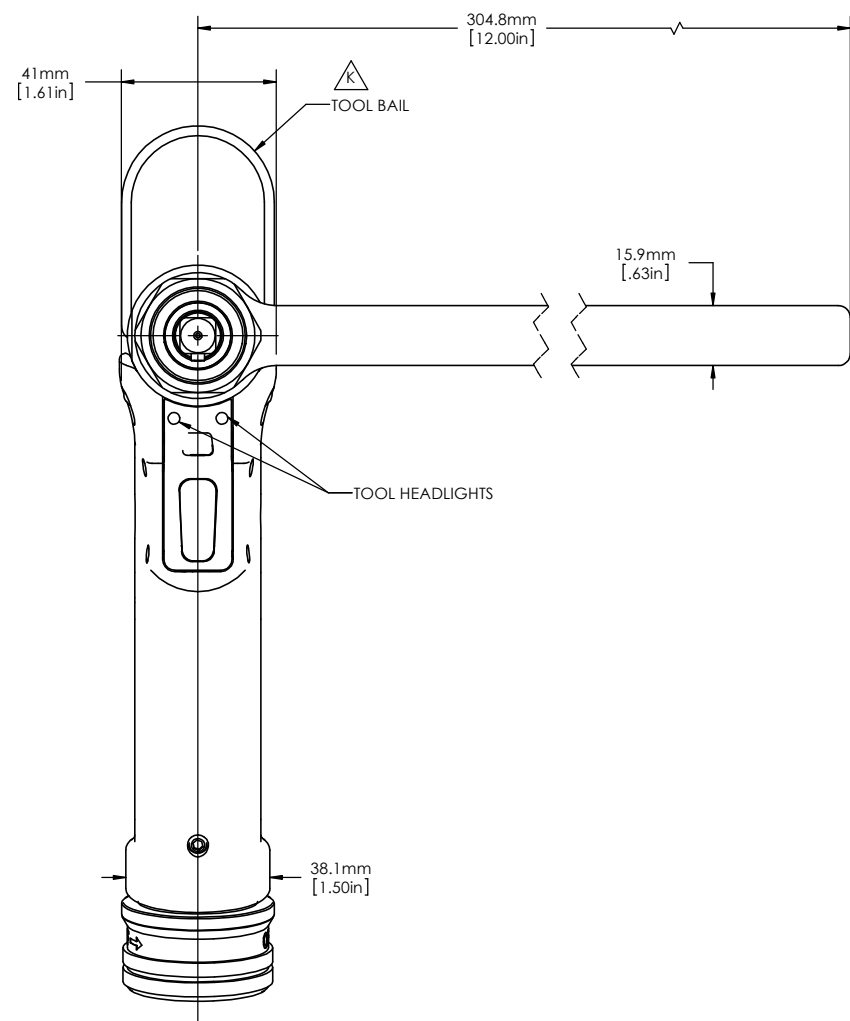
REMOVE BURRS AND SHARP EDGES: R.015 MAX MACHINE SURFACE FINISH: 125 RMS OR BETTER

DRAWINGS AND TECHNICAL DOCUMENTS CONTROLLED BY:
ACRADYNE MECHANICAL ENGINEERING

PISTOL NUTRUNNER GEN IV, 1000 SERIES		
SIZE	PART / DRAWING NUMBER	REVISION
D	AEP4A120 B	K
SCALE 1:1	DO NOT SCALE DRAWING	SHEET 1 OF 2



	MODEL NO.
SINGLE STEP MODELS	AEP4A12003B
	AEP4A12006B
	AEP4A12011B
DOUBLE STEP MODELS	AEP4A12014B
	AEP4A12018B
	AEP4A12022B



DOCUMENT CONTROL
 PRINTED COPIES OF THIS DOCUMENT ARE CONSIDERED TO BE UNCONTROLLED DOCUMENTS. HOLDERS ARE RESPONSIBLE FOR VERIFYING THE CURRENT REVISION LEVEL WITH PURCHASING OR ENGINEERING PRIOR TO USE OR FABRICATION. THE CONTROLLED VERSION OF THIS DOCUMENT IS ELECTRONICALLY MAINTAINED.

PROPRIETARY AND CONFIDENTIAL
 THIS DRAWING CONTAINS INFORMATION STRICTLY CONFIDENTIAL TO ACRADYNE/AMCO. IN THE ABSENCE OF EXPRESSED WRITTEN PERMISSION, ACRADYNE/AMCO HAS LOANED THIS COPY WITH THE MUTUAL UNDERSTANDING THAT (A) IT WILL NOT BE USED FOR ANY PURPOSE OTHER THAN FOR THAT IN WHICH IT WAS PROVIDED, (B) THE DATA CONTAINED HEREIN WILL NOT BE DISCLOSED TO OTHERS, (C) IT WILL NOT BE REPRODUCED, AND (D) IT WILL BE RETURNED TO ACRADYNE/AMCO IMMEDIATELY UPON DEMAND.

REVISION LEVEL	REVISION RELEASE DATE	DESCRIPTION OF CHANGES MADE TO PART	ECN #	AUTHOR/ APPROVAL

UNLESS OTHERWISE SPECIFIED, DIMENSIONS ARE IN INCHES
 DIMENSIONS AND TOLERANCING PER ANSI Y14.5
 SURFACE ROUGHNESS PER ANSI Y14.36

BLOCK TOLERANCING PER DECIMAL:
 .X = ±.030 .XX = ±.010 .XXX = ±.005 .XXXX = ±.0005
 ANGLE = ±0° 30'

REMOVE BURRS AND SHARP EDGES: R.015 MAX
 MACHINE SURFACE FINISH: 125 RMS OR BETTER

DRAWINGS AND TECHNICAL DOCUMENTS CONTROLLED BY:
ACRADYNE MECHANICAL ENGINEERING

PISTOL NUTRUNNER
 GEN IV, 1000 SERIES

SIZE	PART / DRAWING NUMBER	REVISION
D	AEP4A120_B	K

SCALE: 1:1 DO NOT SCALE DRAWING SHEET 2 OF 2