

| COMMENTS | ITEM NO. | PART NUMBER | QTY. | DESCRIPTION |
|-----------|----------|-------------|------|--|
| | 1 | 25803 | 1 | PISTOL MOTOR ASM. |
| | 2 | 26599 | 1 | LED PCB ASSY, PISTOL |
| | 3 | 27016 | 2 | NUT, HEX, 4-40 UNDERSIZED, STEEL ZINC |
| | 4 | 24780 | 1 | MOTOR COUPLER SUB-ASM. |
| | 5 | 25763 | 1 | TRANSDUCER ADAPTOR |
| | 6 | SEE CHART | 1 | TRANSDUCER SUB-ASM. |
| | 7 | SEE CHART | 1 | GEAR CASE SUB-ASM. |
| | 8 | SEE CHART | 1 | STRAIGHT OUTPUT ASSY, Q.C. |
| | 9 | 24687 | 1 | O-RING, LIGHT RING, LEVER |
| | 10 | 24873 | 1 | LIGHT RING |
| | 11 | 24686 | 1 | RETAINING RING, LEVER LIGHT RING |
| | 12 | 26667 | 1 | PISTOL HANDLE, 1000 SERIES |
| | 13 | 25424 | 1 | GROUND WIRE ASM. |
| | 14 | 25814 | 2 | SCREW, PAN HEAD PHILLIPS, 4-40 x 3/16, STAR WASH, SS |
| | 15 | 25849 | 1 | TID BOARD ASM., PISTOL, 1000/2000-SERIES |
| | 16 | 25871 | 1 | SWITCH SUB-ASSEMBLY |
| NOT SHOWN | 17 | 25788 | 1 | CABLE, TRIGGER, GEN 4 PISTOL |
| | 18 | 24870 | 1 | CONNECTOR SLEEVE, PISTOL HANDLE |
| | 19 | 25271 | 1 | SHIM, -.002 |
| | 20 | 25272 | 1 | SHIM, -.005 |
| | 21 | 25273 | 1 | SHIM, -.010 |
| | 22 | 24935 | 2 | SOC HD CAP SCREWS |
| | 23 | 24934 | 2 | SCREW, FHC 4-40 X .312, STEEL, BLACK OXIDE |
| | 24 | SEE CHART | 1 | REACTION BAR, 1000 SERIES |
| | 25 | 26792 | 4 | SCREW, BHSC 6-32X.50, STEEL, BLACK OXIDE |
| | 26 | 26791 | 4 | WASHER, FLAT, NO 6 SCREW, STEEL, BLACK OXIDE |
| | 27 | 26602 | 1 | TOOL CONNECTOR ASSEMBLY |
| | 28 | 24871 | 1 | END CAP, PISTOL MOTOR |
| | 29 | 010-790-1 | 1 | SUSPENSION BAIL, PISTOL TOOLS |

| | MODEL NO. | TRANSDUCER ASM. | GEAR CASE ASM. | OUTPUT ASM. | REACTION BAR |
|---------------------------|--------------|-----------------|----------------|-------------|--------------|
| SINGLE STEP MODELS | AEP4A12003BQ | 25759.001 | 24860 | 24896 | N/A |
| | AEP4A12006BQ | 25760.002 | 24860 | 24896 | N/A |
| DOUBLE STEP MODELS | AEP4A12011BQ | 25761.003 | 24709 | 27043 | 24696 |
| | AEP4A12014BQ | 25761.005 | 24792 | 27043 | 24697 |

- ◆ ASSEMBLY INSTRUCTIONS
 ◊ SUB-ASSEMBLY
- 1) GEARS & SPLINES: LUBRICATE WITH DOW CORNING MOLYKOTE BR2 PLUS GREASE.
 - 2) BEARINGS: LUBRICATE WITH CHEVRON SR1 GREASE
 - 3) O-RINGS: LUBRICATE WITH O-RING LUBE
 - 4) TIGHTEN TO 1.0 Nm (9 IN-LBS) LOCTITE 222 (PURPLE)

| REQUIRED TOOLING |
|--|
| SNAP-ON CROWFOOT WRENCH, 1/2" SQ. DR. X 1-3/8" OPENING SNAP-ON PART NUMBER SC044 |
| MAGNETIC VISE JAWS - PART NUMBER 1000-100 |
| LOCTITE 222 (PURPLE) |
| LOCTITE 243 (BLUE) |
| LOCTITE 263 (RED) |
| TORQUE WRENCH, 1/2" DRIVE |



DOCUMENT CONTROL
 PRINTED COPIES OF THIS DOCUMENT ARE CONSIDERED TO BE UNCONTROLLED DOCUMENTS. HOLDERS ARE RESPONSIBLE FOR VERIFYING THE CURRENT REVISION LEVEL WITH PURCHASING OR ENGINEERING PRIOR TO USE OR FABRICATION. THE CONTROLLED VERSION OF THIS DOCUMENT IS ELECTRONICALLY MAINTAINED.

PROPRIETARY AND CONFIDENTIAL
 THIS DRAWING CONTAINS INFORMATION STRICTLY CONFIDENTIAL TO ACRADYNE/AIMCO. IN THE ABSENCE OF EXPRESSED WRITTEN PERMISSION, ACRADYNE/AIMCO HAS LOANED THIS COPY WITH THE MUTUAL UNDERSTANDING THAT (A) IT WILL NOT BE USED FOR ANY PURPOSE OTHER THAN FOR THAT IN WHICH IT WAS PROVIDED, (B) THE DATA CONTAINED HEREIN WILL NOT BE DISCLOSED TO OTHERS, (C) IT WILL NOT BE REPRODUCED, AND (D) IT WILL BE RETURNED TO ACRADYNE/AIMCO IMMEDIATELY UPON DEMAND.

| REVISION LEVEL | REVISION RELEASE DATE | DESCRIPTION OF CHANGES MADE TO PART | ECN # | AUTHOR/ APPROVAL |
|----------------|-----------------------|-------------------------------------|-------|------------------|
| | | | | |

UNLESS OTHERWISE SPECIFIED, DIMENSIONS ARE IN INCHES
 DIMENSIONS AND TOLERANCING PER ANSI Y14.5 SURFACE ROUGHNESS PER ANSI Y14.36

BLOCK TOLERANCING PER DECIMAL:
 X = ±.030 XX = ±.010 XXX = ±.005 XXXX = ±.0005
 ANGLE = ±30°

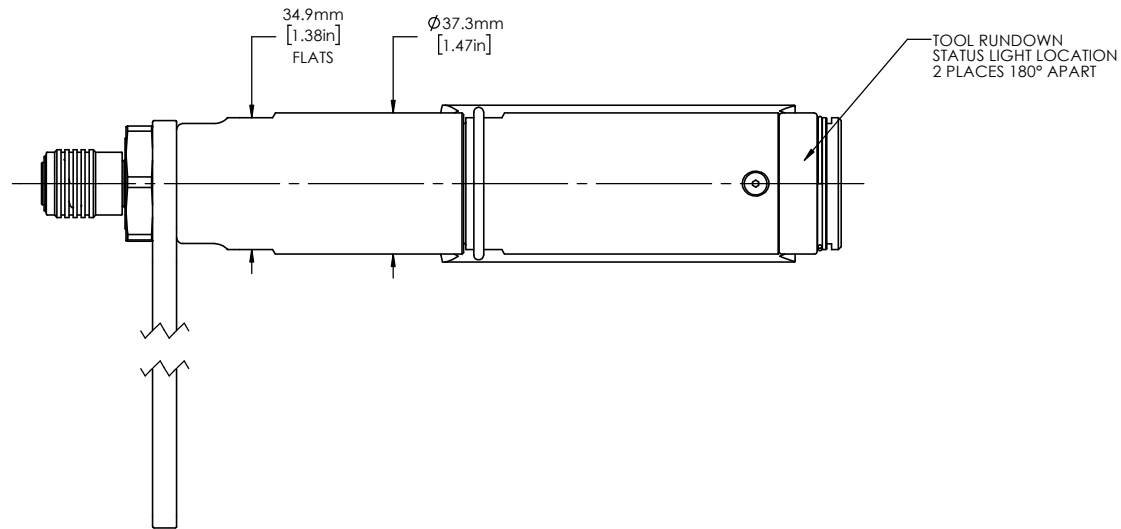
REMOVE BURRS AND SHARP EDGES: R.015 MAX MACHINE SURFACE FINISH: 125 RMS OR BETTER

DRAWINGS AND TECHNICAL DOCUMENTS CONTROLLED BY:
ACRADYNE MECHANICAL ENGINEERING

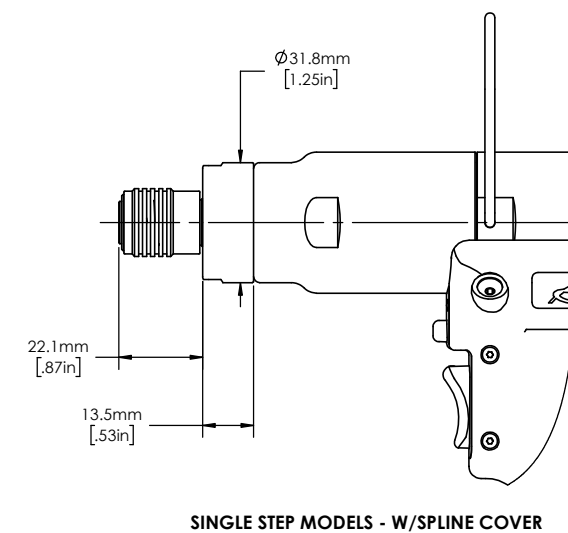
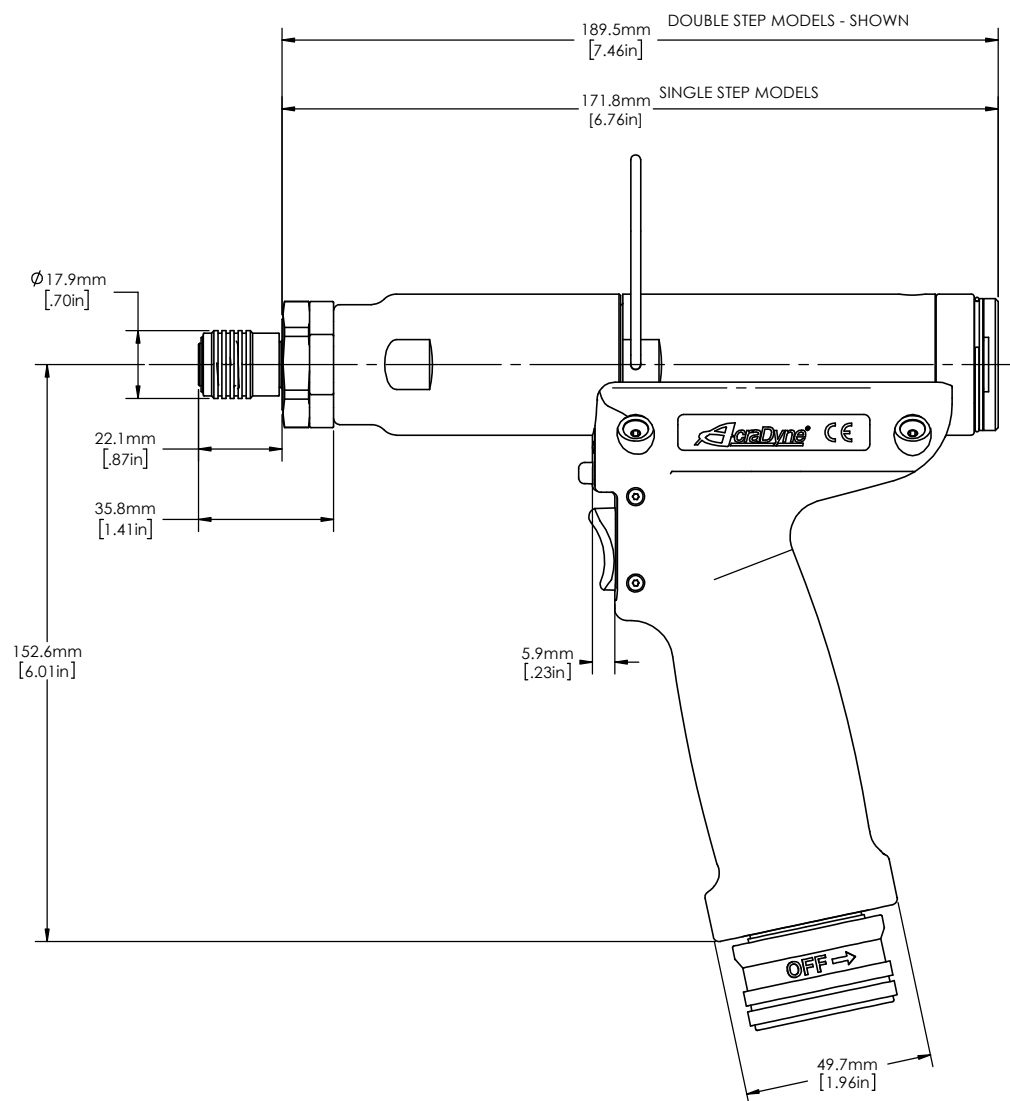
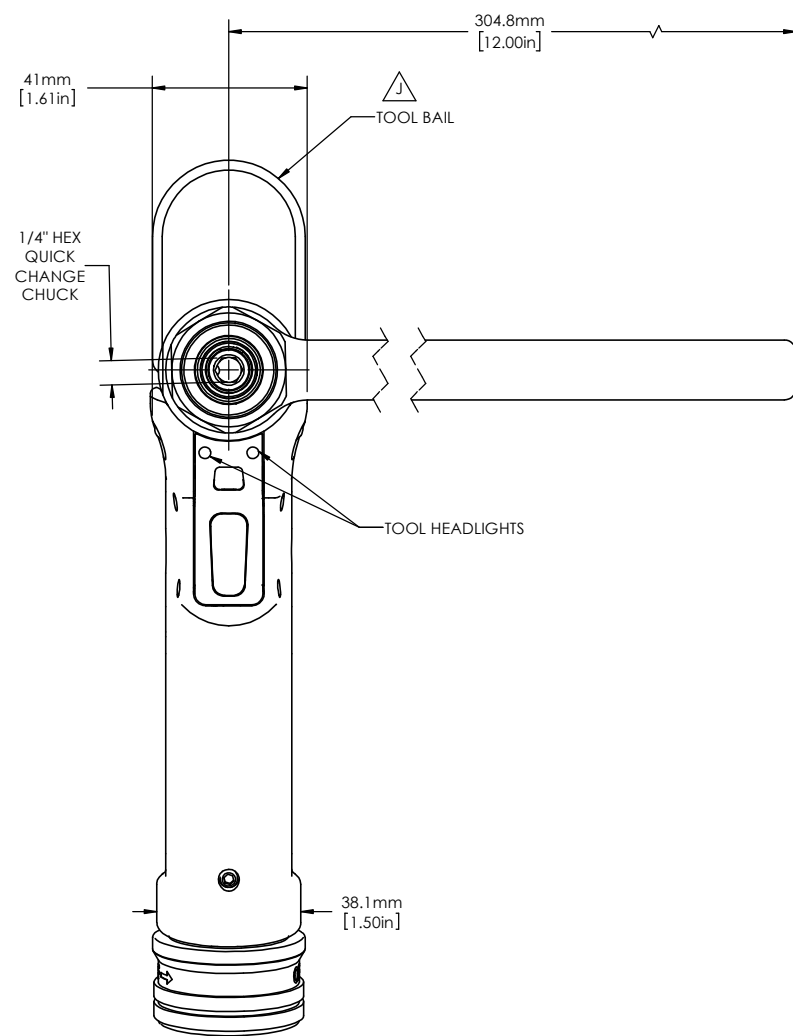
PISTOL NUTRUNNER, Q.C.
GEN IV, 1000 SERIES

| | | |
|----------|-----------------------|----------|
| SIZE | PART / DRAWING NUMBER | REVISION |
| D | AEP4A120 BQ | J |

SCALE: 1:1 DO NOT SCALE DRAWING SHEET 1 OF 2



| MODEL NO. | |
|-------------------------------------|------------------------------|
| 1/4" HEX Q.C. MODELS SINGLE STEP | AEP4A12003BQ AEP4A12006BQ |
| 1/4" HEX Q.C. MODELS DOUBLE STEP | AEP4A12011BQ AEP4A12014BQ |



DOCUMENT CONTROL
PRINTED COPIES OF THIS DOCUMENT ARE CONSIDERED TO BE UNCONTROLLED DOCUMENTS. HOLDERS ARE RESPONSIBLE FOR VERIFYING THE CURRENT REVISION LEVEL WITH PURCHASING OR ENGINEERING PRIOR TO USE OR FABRICATION. THE CONTROLLED VERSION OF THIS DOCUMENT IS ELECTRONICALLY MAINTAINED.

PROPRIETARY AND CONFIDENTIAL
THIS DRAWING CONTAINS INFORMATION STRICTLY CONFIDENTIAL TO ACRADYNE/AIMCO. IN THE ABSENCE OF EXPRESSED WRITTEN PERMISSION, ACRADYNE/AIMCO HAS LOANED THIS COPY WITH THE MUTUAL UNDERSTANDING THAT (A) IT WILL NOT BE USED FOR ANY PURPOSE OTHER THAN FOR THAT IN WHICH IT WAS PROVIDED, (B) THE DATA CONTAINED HEREIN WILL NOT BE DISCLOSED TO OTHERS, (C) IT WILL NOT BE REPRODUCED, AND (D) IT WILL BE RETURNED TO ACRADYNE/AIMCO IMMEDIATELY UPON DEMAND.

| REVISION LEVEL | REVISION RELEASE DATE | DESCRIPTION OF CHANGES MADE TO PART | ECN # | AUTHOR/ APPROVAL |
|----------------|-----------------------|-------------------------------------|-------|------------------|
| | | | | |

UNLESS OTHERWISE SPECIFIED, DIMENSIONS ARE IN INCHES
DIMENSIONS AND TOLERANCING PER ANSI Y14.5
SURFACE ROUGHNESS PER ANSI Y14.36

BLOCK TOLERANCING PER DECIMAL:
X = ±.030 XX = ±.010 .XXX = ±.005 .XXXX = ±.0005
ANGLE = ±0° 30'

REMOVE BURRS AND SHARP EDGES: R.015 MAX
MACHINE SURFACE FINISH: 125 RMS OR BETTER

DRAWINGS AND TECHNICAL DOCUMENTS CONTROLLED BY:
ACRADYNE MECHANICAL ENGINEERING

PISTOL NUTRUNNER, Q.C.
GEN IV, 1000 SERIES

| | | |
|------------------|---|----------------------|
| SIZE D | PART / DRAWING NUMBER AEP4A120 BQ | REVISION J |
| SCALE 1:1 | DO NOT SCALE DRAWING | SHEET 2 OF 2 |