


COMMENTS	ITEM NO.	NUMBER	QTY.	DESCRIPTION
	1	25803	1	PISTOL MOTOR ASM.
	2	26599	1	LED PCB ASSY, PISTOL
	3	27016	2	NUT, HEX, 4-40 UNDERSIZED, STEEL ZINC
	4	24780	1	MOTOR COUPLER SUB-ASM.
	5	25763	1	TRANSDUCER ADAPTOR
	6	SEE CHART	1	TRANSDUCER SUB-ASM.
	7	SEE CHART	1	GEAR CASE SUB-ASM.
	8	27026	1	ADAPTOR ASM., RIV-NUT
	9	27023	1	SPRING, RIV-NUT SHAFT
	10	24687	1	O-RING, LIGHT RING, LEVER
	11	24873	1	LIGHT RING
	12	24686	1	RETAINING RING, LEVER LIGHT RING
	13	25814	2	SCREW, PAN HEAD PHILLIPS, 4-40 x 3/16, STAR WASH, SS
	14	25849	1	TID BOARD ASM., PISTOL, 1000/2000-SERIES
	15	24934	2	SCREW, FHC 4-40 X .312, STEEL, BLACK OXIDE
	16	26667	1	PISTOL HANDLE, 1000 SERIES
	17	25871	1	SWITCH SUB-ASSEMBLY
NOT SHOWN	18	25788	1	CABLE, TRIGGER, GEN 4 PISTOL
	19	26792	4	SCREW, BHSC 6-32X.50, STEEL, BLACK OXIDE
	20	26791	4	WASHER, FLAT, NO 6 SCREW, STEEL, BLACK OXIDE
	21	25424	1	GROUND WIRE ASM.
	22	24870	1	CONNECTOR SLEEVE, PISTOL HANDLE
	23	25271	A/R	SHIM, -.002
	24	25272	A/R	SHIM, -.005
	25	25273	A/R	SHIM, -.010
	26	26602	1	TOOL CONNECTOR ASSEMBLY
	27	24935	2	SOC HD CAP SCREWS
	28	24871	1	END CAP, PISTOL MOTOR
CHOOSE THREAD SIZE	29	SEE SHEET #3	A/R	NOSE PIECE ASM., RIV-NUT
	30	010-790-1	1	SUSPENSION BAIL, PISTOL TOOLS

**NOTE:**  
SEE SHEET 3 AND CONTACT CUSTOMER SERVICE FOR RIV-NUT NOSE PIECE ORDERING

	MODEL NO.	TRANSDUCER ASM.	GEAR CASE ASM.
SINGLE STEP MODEL	AEP4A12006BR	25760.002	24860 (6T)
DOUBLE STEP MODELS	AEP4A12014BR	25761.005	24792 (12T/12T)
	AEP4A12022BR	25761.010	24781 (6T/14T)

- ◆ ASSEMBLY INSTRUCTIONS
  - ◊ SUB-ASSEMBLY
- 1) GEARS & SPLINES: LUBRICATE WITH DOW CORNING MOLYKOTE BR2 PLUS GREASE.
  - 2) BEARINGS: LUBRICATE WITH CHEVRON SR1 GREASE
  - 3) O-RINGS: LUBRICATE WITH O-RING LUBE
  - 4) TIGHTEN TO 1.0 Nm (9 IN-LBS) LOCTITE 222 (PURPLE)

REQUIRED TOOLING
SNAP-ON CROWFOOT WRENCH, 1/2" SQ. DR. X 1-3/8" OPENING SNAP-ON PART NUMBER SC044
TORQUE WRENCH, 1/2" DRIVE
LOCTITE 222 (PURPLE)
LOCTITE 243 (BLUE)
LOCTITE 263 (RED)



**DOCUMENT CONTROL**  
PRINTED COPIES OF THIS DOCUMENT ARE CONSIDERED TO BE UNCONTROLLED DOCUMENTS. HOLDERS ARE RESPONSIBLE FOR VERIFYING THE CURRENT REVISION LEVEL WITH PURCHASING OR ENGINEERING PRIOR TO USE OR FABRICATION. THE CONTROLLED VERSION OF THIS DOCUMENT IS ELECTRONICALLY MAINTAINED.

**PROPRIETARY AND CONFIDENTIAL**  
THIS DRAWING CONTAINS INFORMATION STRICTLY CONFIDENTIAL TO ACRADYNE/AIMCO. IN THE ABSENCE OF EXPRESSED WRITTEN PERMISSION, ACRADYNE/AIMCO HAS LOANED THIS COPY WITH THE MUTUAL UNDERSTANDING THAT (A) IT WILL NOT BE USED FOR ANY PURPOSE OTHER THAN FOR THAT IN WHICH IT WAS PROVIDED, (B) THE DATA CONTAINED HEREIN WILL NOT BE DISCLOSED TO OTHERS, (C) IT WILL NOT BE REPRODUCED, AND (D) IT WILL BE RETURNED TO ACRADYNE/AIMCO IMMEDIATELY UPON DEMAND.

REVISION LEVEL	REVISION RELEASE DATE	DESCRIPTION OF CHANGES MADE TO PART	ECN #	AUTHOR/ APPROVAL

**UNLESS OTHERWISE SPECIFIED, DIMENSIONS ARE IN INCHES**  
DIMENSIONS AND TOLERANCING PER ANSI Y14.5 SURFACE ROUGHNESS PER ANSI Y14.36

**BLOCK TOLERANCING PER DECIMAL:**  
X = ±.030 XX = ±.010 XXX = ±.005 XXXX = ±.0005  
ANGLE = ±0° 30'

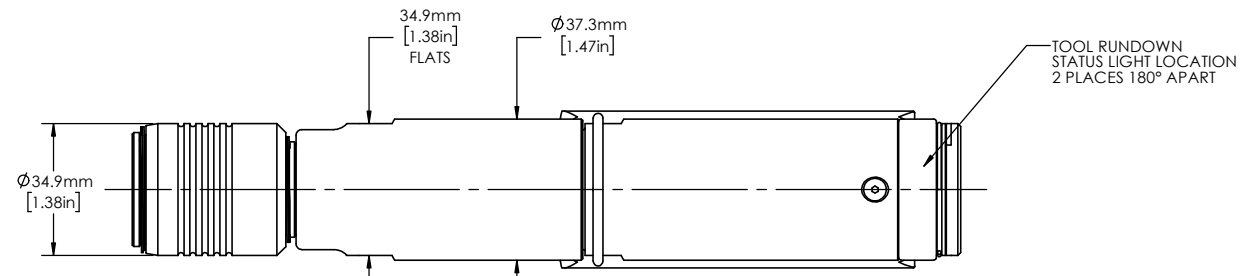
REMOVE BURRS AND SHARP EDGES: R.015 MAX MACHINE SURFACE FINISH: 125 RMS OR BETTER

DRAWINGS AND TECHNICAL DOCUMENTS CONTROLLED BY:  
**ACRADYNE MECHANICAL ENGINEERING**

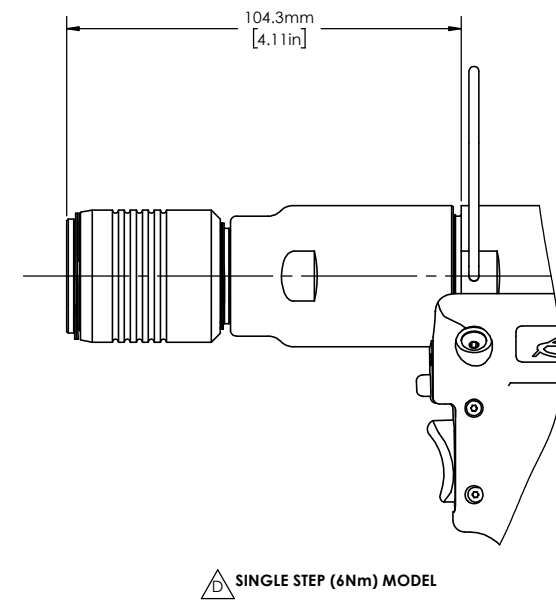
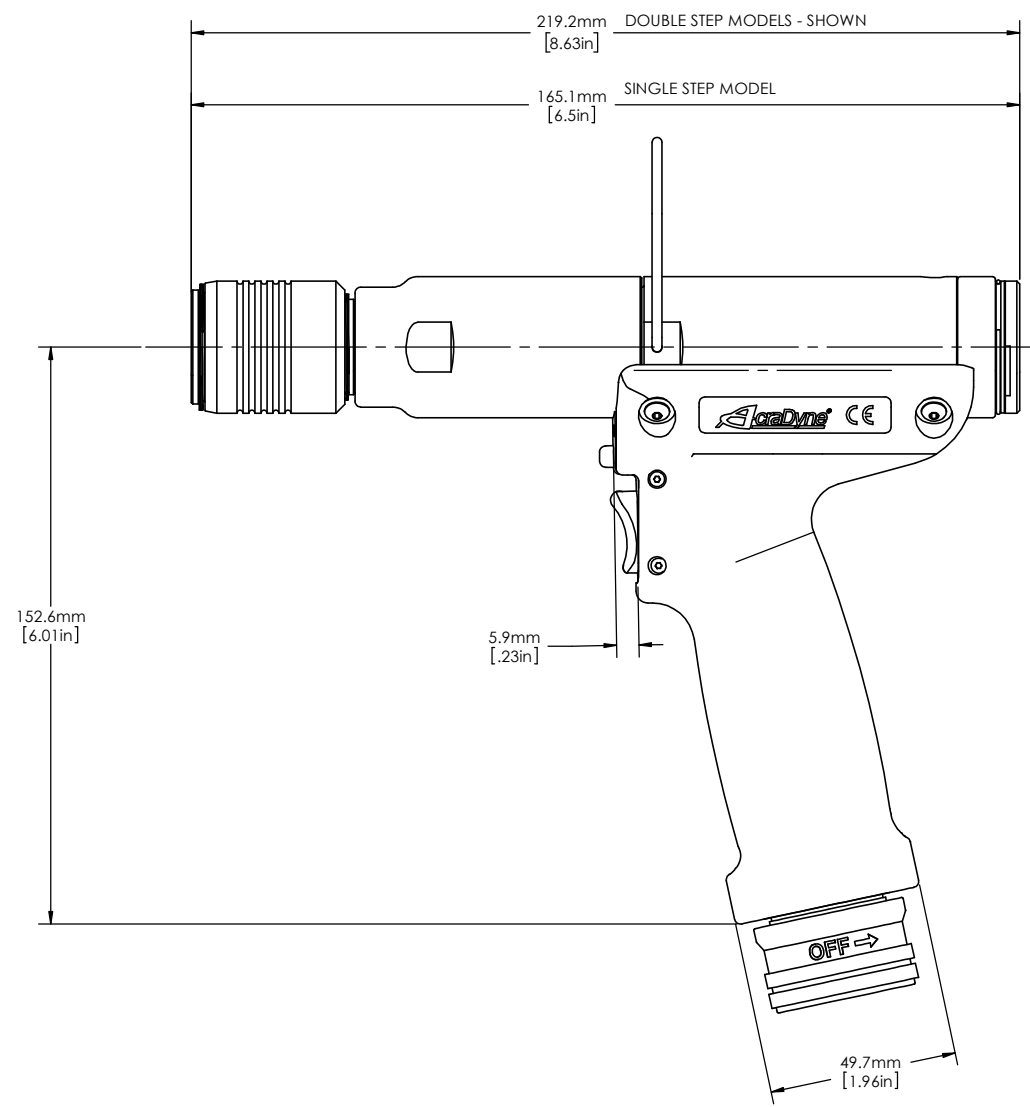
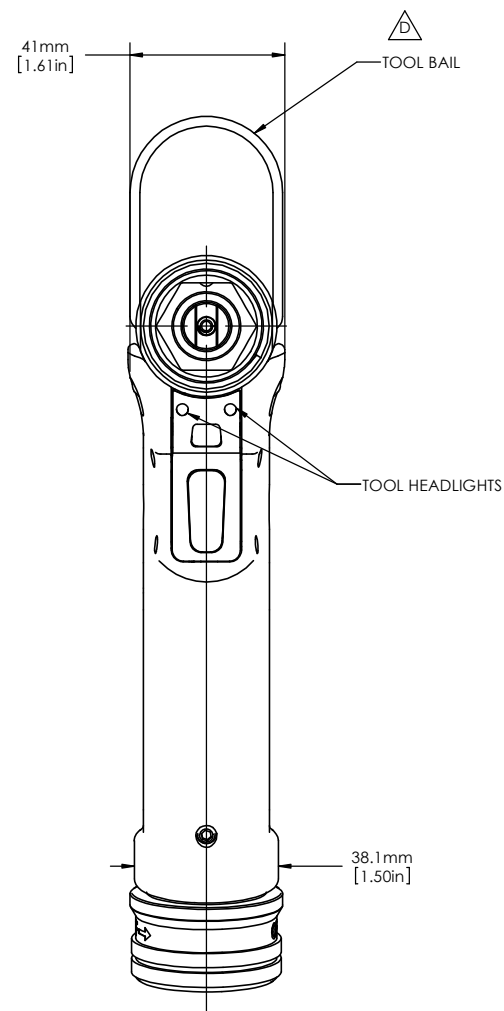
**PISTOL RIV-NUT NUTRUNNER**  
GEN 4, 1000 SERIES

SIZE	PART / DRAWING NUMBER	REVISION
<b>D</b>	<b>AEP4A120 BR</b>	<b>D</b>

SCALE: 1:1 DO NOT SCALE DRAWING SHEET 1 OF 3



MODEL NO.	
SINGLE STEP MODELS	AEP4A12006BR
DOUBLE STEP MODELS	AEP4A12014BR
DOUBLE STEP MODELS	AEP4A12022BR



**DOCUMENT CONTROL**  
 PRINTED COPIES OF THIS DOCUMENT ARE CONSIDERED TO BE UNCONTROLLED DOCUMENTS. HOLDERS ARE RESPONSIBLE FOR VERIFYING THE CURRENT REVISION LEVEL WITH PURCHASING OR ENGINEERING PRIOR TO USE OR FABRICATION. THE CONTROLLED VERSION OF THIS DOCUMENT IS ELECTRONICALLY MAINTAINED.

**PROPRIETARY AND CONFIDENTIAL**  
 THIS DRAWING CONTAINS INFORMATION STRICTLY CONFIDENTIAL TO ACRADYNE/AIMCO. IN THE ABSENCE OF EXPRESSED WRITTEN PERMISSION, ACRADYNE/AIMCO HAS LOANED THIS COPY WITH THE MUTUAL UNDERSTANDING THAT (A) IT WILL NOT BE USED FOR ANY PURPOSE OTHER THAN FOR THAT IN WHICH IT WAS PROVIDED, (B) THE DATA CONTAINED HEREIN WILL NOT BE DISCLOSED TO OTHERS, (C) IT WILL NOT BE REPRODUCED, AND (D) IT WILL BE RETURNED TO ACRADYNE/AIMCO IMMEDIATELY UPON DEMAND.

REVISION LEVEL	REVISION RELEASE DATE	DESCRIPTION OF CHANGES MADE TO PART	ECN #	AUTHOR/ APPROVAL

**UNLESS OTHERWISE SPECIFIED, DIMENSIONS ARE IN INCHES**  
 DIMENSIONS AND TOLERANCING PER ANSI Y14.5  
 SURFACE ROUGHNESS PER ANSI Y14.36

**BLOCK TOLERANCING PER DECIMAL:**  
 .X = ±.030 .XX = ±.010 .XXX = ±.005 .XXXX = ±.0005  
 ANGLE = ±0° 30'

REMOVE BURRS AND SHARP EDGES: R.015 MAX  
 MACHINE SURFACE FINISH: 125 RMS OR BETTER

DRAWINGS AND TECHNICAL DOCUMENTS CONTROLLED BY:  
**ACRADYNE MECHANICAL ENGINEERING**

<b>PISTOL RIV-NUT NUTRUNNER</b> GEN 4, 1000 SERIES		
SIZE	PART / DRAWING NUMBER	REVISION
<b>D</b>	<b>AEP4A120 BR</b>	<b>D</b>
SCALE 1:1	DO NOT SCALE DRAWING	SHEET 2 OF 3

D

D

C

C

B

B

A

A

SIZE CODE CHART			
THREAD SIZE	NOSE PIECE ASM.		NOSE PIECE ASM.
M4 x 0.7mm	27051		27055
M5 x 0.8mm	27034		27056
M6 x 1.0mm	27052		27057
M8 x 1.25mm	27053		27058
M10 x 1.5mm	27054		27059
			27060



**DOCUMENT CONTROL**  
 PRINTED COPIES OF THIS DOCUMENT ARE CONSIDERED TO BE UNCONTROLLED DOCUMENTS. HOLDERS ARE RESPONSIBLE FOR VERIFYING THE CURRENT REVISION LEVEL WITH PURCHASING OR ENGINEERING PRIOR TO USE OR FABRICATION. THE CONTROLLED VERSION OF THIS DOCUMENT IS ELECTRONICALLY MAINTAINED.

**PROPRIETARY AND CONFIDENTIAL**  
 THIS DRAWING CONTAINS INFORMATION STRICTLY CONFIDENTIAL TO ACRADYNE/AIMCO. IN THE ABSENCE OF EXPRESSED WRITTEN PERMISSION, ACRADYNE/AIMCO HAS LOANED THIS COPY WITH THE MUTUAL UNDERSTANDING THAT (A) IT WILL NOT BE USED FOR ANY PURPOSE OTHER THAN FOR THAT IN WHICH IT WAS PROVIDED, (B) THE DATA CONTAINED HEREIN WILL NOT BE DISCLOSED TO OTHERS, (C) IT WILL NOT BE REPRODUCED, AND (D) IT WILL BE RETURNED TO ACRADYNE/AIMCO IMMEDIATELY UPON DEMAND.

REVISION LEVEL	REVISION RELEASE DATE	DESCRIPTION OF CHANGES MADE TO PART	ECN #	AUTHOR/ APPROVAL

**UNLESS OTHERWISE SPECIFIED, DIMENSIONS ARE IN INCHES**  
 DIMENSIONS AND TOLERANCING PER ANSI Y14.5  
 SURFACE ROUGHNESS PER ANSI Y14.36

**BLOCK TOLERANCING PER DECIMAL:**  
 .X = ±.030 .XX = ±.010 .XXX = ±.005 .XXXX = ±.0005  
 ANGLE = ±0° 30'

REMOVE BURRS AND SHARP EDGES: R.015 MAX  
 MACHINE SURFACE FINISH: 125 RMS OR BETTER

**DRAWINGS AND TECHNICAL DOCUMENTS CONTROLLED BY:**  
**ACRADYNE MECHANICAL ENGINEERING**

**PISTOL RIV-NUT NUTRUNNER  
 GEN 4, 1000-SERIES**

SIZE <b>B</b>	PART / DRAWING NUMBER <b>AEP4A120__BR</b>	REVISION <b>D</b>
SCALE 1:4	DO NOT SCALE DRAWING	SHEET 3 OF 3