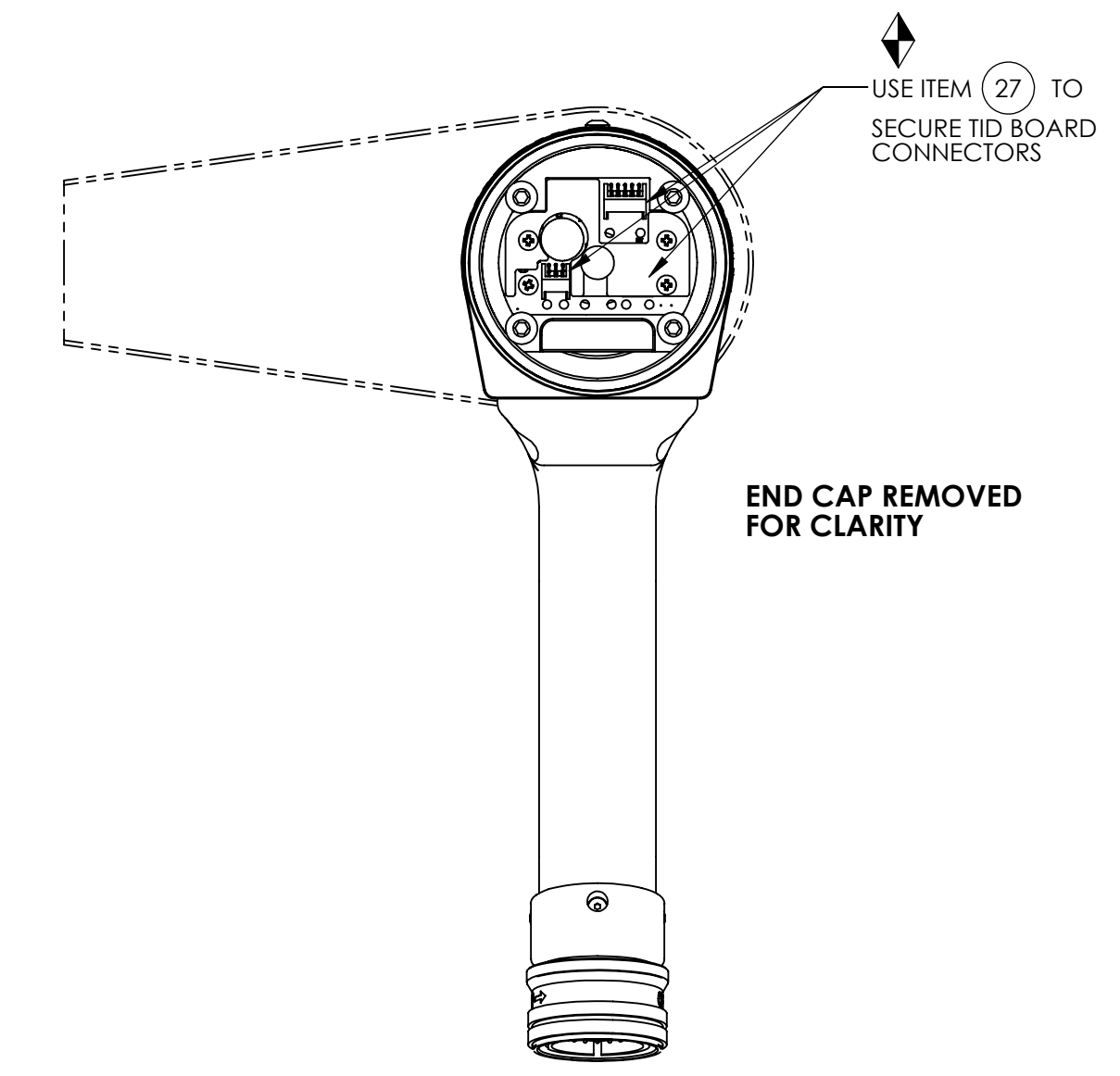


| COMMENTS | ITEM NO. | PART NUMBER | QTY. | DESCRIPTION |
|-----------|----------|-------------|------|--|
| | 1 | 26212 | 1 | MOTOR ASM., 7000 SERIES |
| | 2 | 26227 | 1 | O-RING, MOTOR HOUSING |
| | 3 | 25574 | 5 | STANDOFF M-F, 4-40x1/4, 3/16 HEX, SS |
| | 4 | 27727 | 1 | TID BOARD, POPULATED W/AMP |
| | 5 | 25573 | 5 | SCREW PHP 4-40 X 3/16 18-8 SS |
| | 6 | SEE CHART | 1 | GEAR BOX ASM. |
| | 7 | 26299 | 1 | O-RING, PINION |
| | 8 | 29279 | 6 | SCREW, BHSC, TORX, 10-32 x 3/8, STEEL |
| | 9 | 26275 | 1 | HANDLE, PISTOL |
| | 10 | 26206 | 6 | SCREW, BHSC 10-32 X .375, STEEL |
| | 11 | 26288 | 1 | TOOL CONNECTOR ASM., PISTOL |
| | 12 | 25745 | 4 | SCREW, BHSC 4-40 STEEL, BLACK OXIDE |
| | 13 | 26289 | 1 | SWITCH SUB-ASSEMBLY |
| NOT SHOWN | 14 | 26526 | 1 | CABLE, TRIGGER, GEN 4 PISTOL |
| | 15 | 26224 | 1 | TRAY, WIRE, PISTOL |
| | 16 | 28211 | 1 | (4) LINE MALE/FEMALE JUMPER ASM. |
| | 17 | 26226 | 1 | O-RING, LED COVER |
| | 18 | 20534 | 1 | 3000 SERIAL/MODEL LABEL |
| | 19 | 26223 | 1 | LED COVER |
| | 20 | 26220 | 1 | END CAP, PISTOL |
| | 21 | 26228 | 4 | SCREW, BHSC 10-32X1.50, STEEL, BLACK OXIDE |
| | 22 | 26525 | 1 | PLUG 5/16" |
| | 23 | SEE CHART | 1 | GEAR CASE COVER |
| | 24 | 26319 | 3 | SCREW, BHSC 6-32 X .188, 18-8 SS |
| | 25 | 26897 | 1 | CHOOSE REACTION BAR |
| | 26 | 26243 | 1 | RETAINING RING, SPIRAL, Ø2.864 X Ø2.464 X .078 |
| NOT SHOWN | 27 | 27464 | A/R | TWISTED WAXED LINEN TWINE |
| | 28 | 29337 | 3 | STANDOFF, M-F, 4-40 X 1/8, SS |
| | 29 | 29336 | 1 | TID BOARD WIRE INSULATOR |

| TOOL MODEL | GEAR BOX ASM. | GEAR CASE COVER |
|--------------|---------------|-----------------|
| AEP4A771200B | 28110 | 26298 |
| AEP4A773000B | 28111 | 26295 |



- ◆ ASSEMBLY INSTRUCTIONS
- ◊ SUB-ASSEMBLY

- 1) GEARS & SPLINES: LUBRICATE WITH DOW CORNING MOLYKOTE BR2 PLUS GREASE.
- 2) BEARINGS: LUBRICATE WITH CHEVRON SR1 GREASE
- 3) O-RINGS: LUBRICATE WITH O-RING LUBE



DOCUMENT CONTROL
 PRINTED COPIES OF THIS DOCUMENT ARE CONSIDERED TO BE UNCONTROLLED DOCUMENTS. HOLDERS ARE RESPONSIBLE FOR VERIFYING THE CURRENT REVISION LEVEL WITH PURCHASING OR ENGINEERING PRIOR TO USE OR FABRICATION. THE CONTROLLED VERSION OF THIS DOCUMENT IS ELECTRONICALLY MAINTAINED.

PROPRIETARY AND CONFIDENTIAL
 THIS DRAWING CONTAINS INFORMATION STRICTLY CONFIDENTIAL TO ACRADYNE/AIMCO. IN THE ABSENCE OF EXPRESSED WRITTEN PERMISSION, ACRADYNE/AIMCO HAS LOANED THIS COPY WITH THE MUTUAL UNDERSTANDING THAT (A) IT WILL NOT BE USED FOR ANY PURPOSE OTHER THAN FOR THAT IN WHICH IT WAS PROVIDED, (B) THE DATA CONTAINED HEREIN WILL NOT BE DISCLOSED TO OTHERS, (C) IT WILL NOT BE REPRODUCED, AND (D) IT WILL BE RETURNED TO ACRADYNE/AIMCO IMMEDIATELY UPON DEMAND.

| REVISION LEVEL | REVISION RELEASE DATE | DESCRIPTION OF CHANGES MADE TO PART | ECN # | AUTHOR/ APPROVAL |
|-----------------------|-----------------------|-------------------------------------|-------|------------------|
| REVISION BLOCK | | | | |

UNLESS OTHERWISE SPECIFIED, DIMENSIONS ARE IN INCHES
 DIMENSIONS AND TOLERANCING PER ANSI Y14.5
 SURFACE ROUGHNESS PER ANSI Y14.36

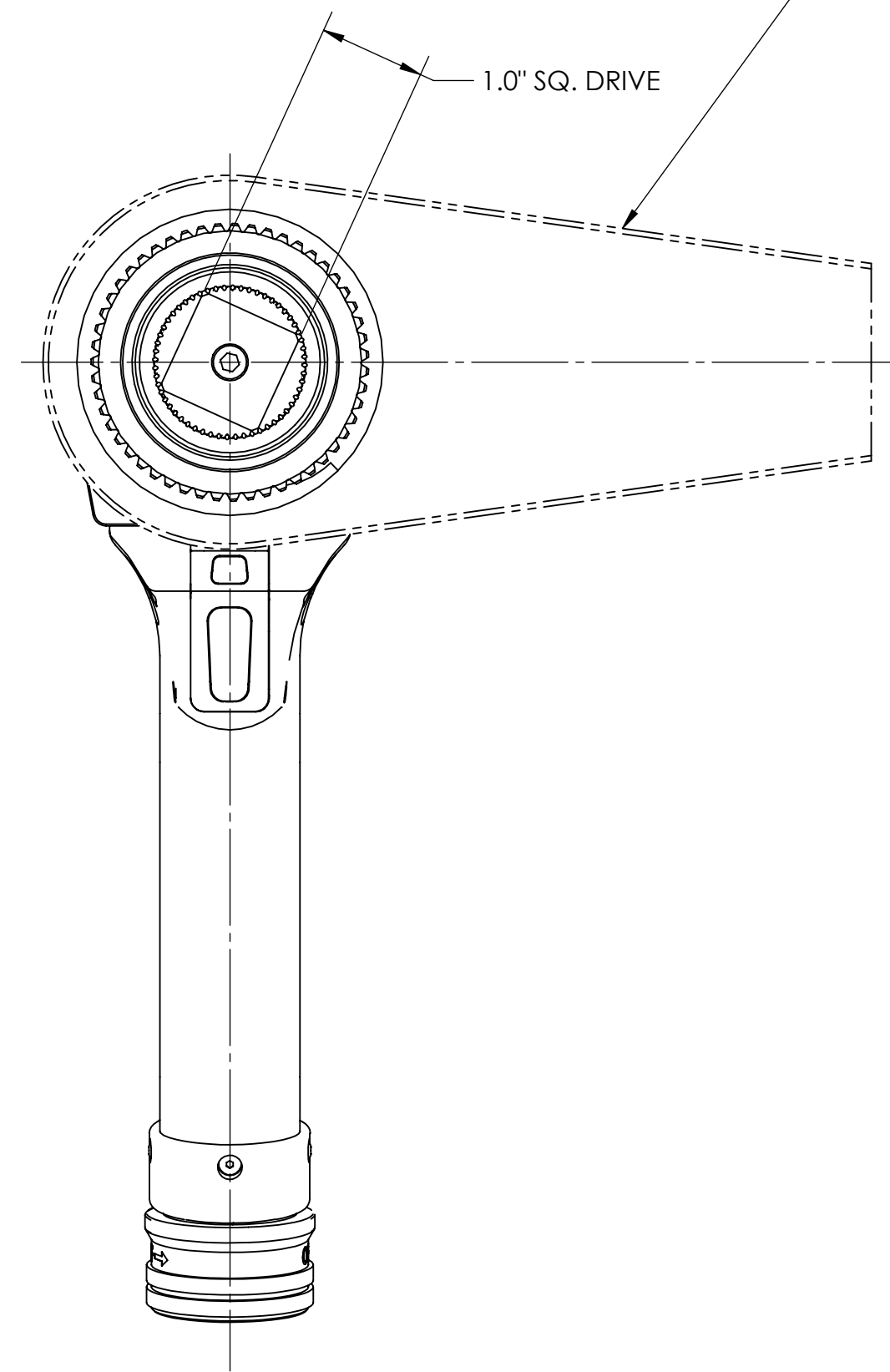
BLOCK TOLERANCING PER DECIMAL:
 .X = ±.030 .XX = ±.010 .XXX = ±.005 .XXXX = ±.0005
 ANGLE = ±0° 30'

REMOVE BURRS AND SHARP EDGES: R.015 MAX
 MACHINE SURFACE FINISH: 125 RMS OR BETTER

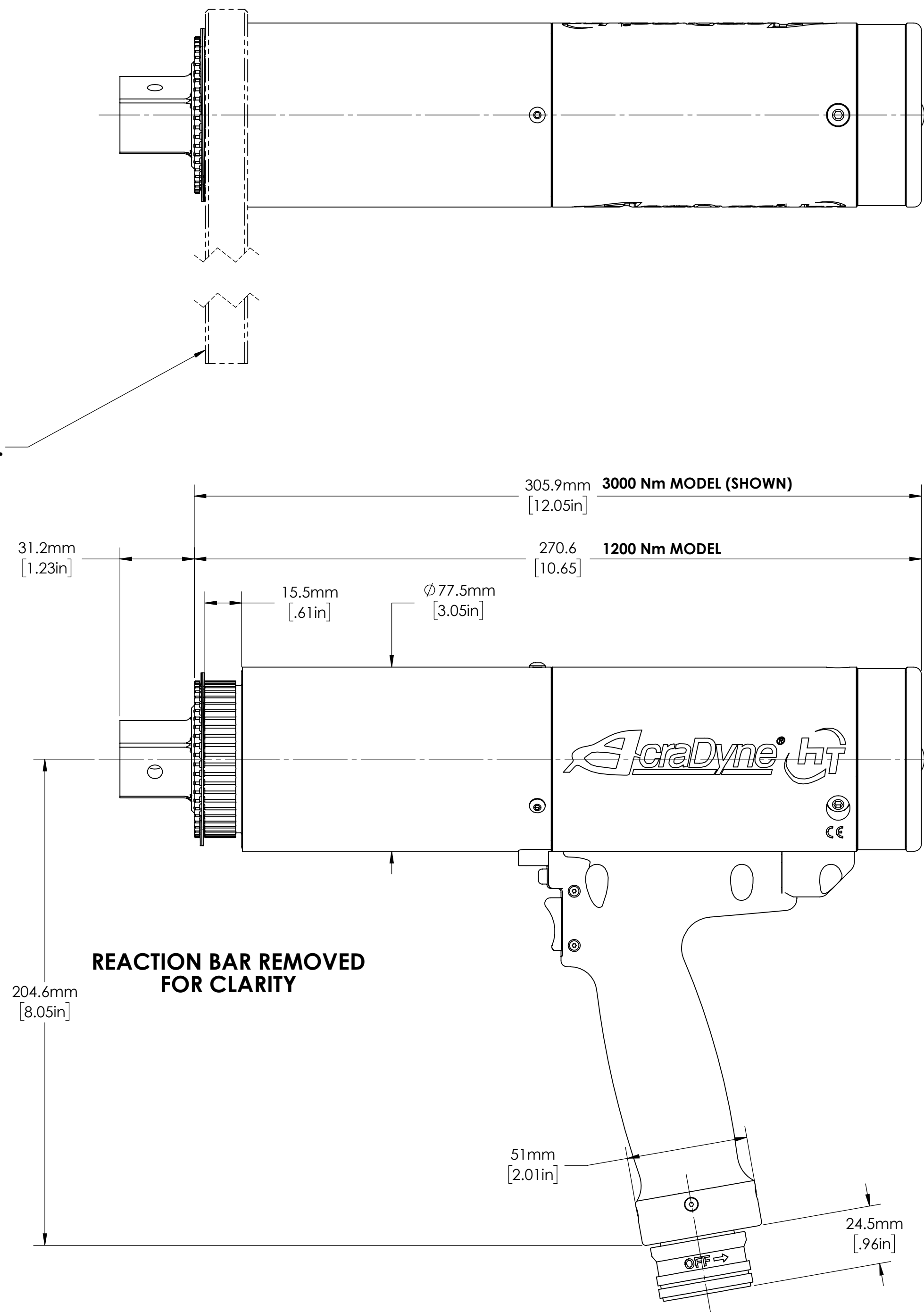
DRAWINGS AND TECHNICAL DOCUMENTS CONTROLLED BY:
ACRADYNE MECHANICAL ENGINEERING

**PISTOL NUTRUNNER
7000 SERIES**

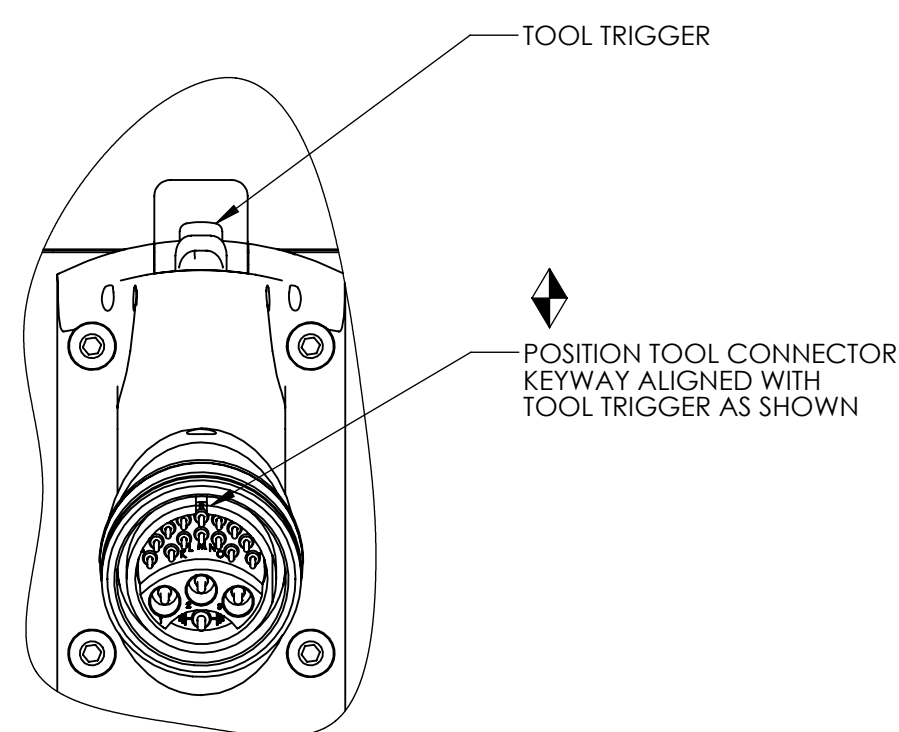
| | | |
|-----------|-----------------------|--------------|
| SIZE | PART / DRAWING NUMBER | REVISION |
| D | AEP4A77 B | A |
| SCALE 1:2 | DO NOT SCALE DRAWING | SHEET 1 OF 2 |



NOTE:
REACTION BAR GEOMETRY
TO CHANGE DEPENDING
ON REACTION BAR CHOSEN.



| |
|--------------|
| MODEL NO. |
| AEP4A771200B |
| AEP4A773000B |



DOCUMENT CONTROL
PRINTED COPIES OF THIS DOCUMENT ARE CONSIDERED TO BE UNCONTROLLED DOCUMENTS. HOLDERS ARE RESPONSIBLE FOR VERIFYING THE CURRENT REVISION LEVEL WITH PURCHASING OR ENGINEERING PRIOR TO USE OR FABRICATION. THE CONTROLLED VERSION OF THIS DOCUMENT IS ELECTRONICALLY MAINTAINED.

PROPRIETARY AND CONFIDENTIAL
THIS DRAWING CONTAINS INFORMATION STRICTLY CONFIDENTIAL TO ACRADYNE/AIMCO. IN THE ABSENCE OF EXPRESSED WRITTEN PERMISSION, ACRADYNE/AIMCO HAS LOANED THIS COPY WITH THE MUTUAL UNDERSTANDING THAT (A) IT WILL NOT BE USED FOR ANY PURPOSE OTHER THAN FOR THAT IN WHICH IT WAS PROVIDED, (B) THE DATA CONTAINED HEREIN WILL NOT BE DISCLOSED TO OTHERS, (C) IT WILL NOT BE REPRODUCED, AND (D) IT WILL BE RETURNED TO ACRADYNE/AIMCO IMMEDIATELY UPON DEMAND.

| REVISION LEVEL | REVISION RELEASE DATE | DESCRIPTION OF CHANGES MADE TO PART | ECN # | AUTHOR/ APPROVAL |
|-----------------------|-----------------------|-------------------------------------|-------|------------------|
| REVISION BLOCK | | | | |

UNLESS OTHERWISE SPECIFIED, DIMENSIONS ARE IN INCHES
DIMENSIONS AND TOLERANCING PER ANSI Y14.5
SURFACE ROUGHNESS PER ANSI Y14.36

BLOCK TOLERANCING PER DECIMAL:
X = ±.030 XX = ±.010 XXX = ±.005 XXXX = ±.0005
ANGLE = ±0° 30'

REMOVE BURRS AND SHARP EDGES: R.015 MAX
MACHINE SURFACE FINISH: 125 RMS OR BETTER

DRAWINGS AND TECHNICAL DOCUMENTS CONTROLLED BY:
ACRADYNE MECHANICAL ENGINEERING

**PISTOL NUTRUNNER
7000 SERIES**

| | | |
|-----------|-------------------------------|--------------|
| SIZE | PART / DRAWING NUMBER | REVISION |
| D | AEP4A77 _ _ _ B | A |
| SCALE 1:1 | DO NOT SCALE DRAWING | SHEET 2 OF 2 |