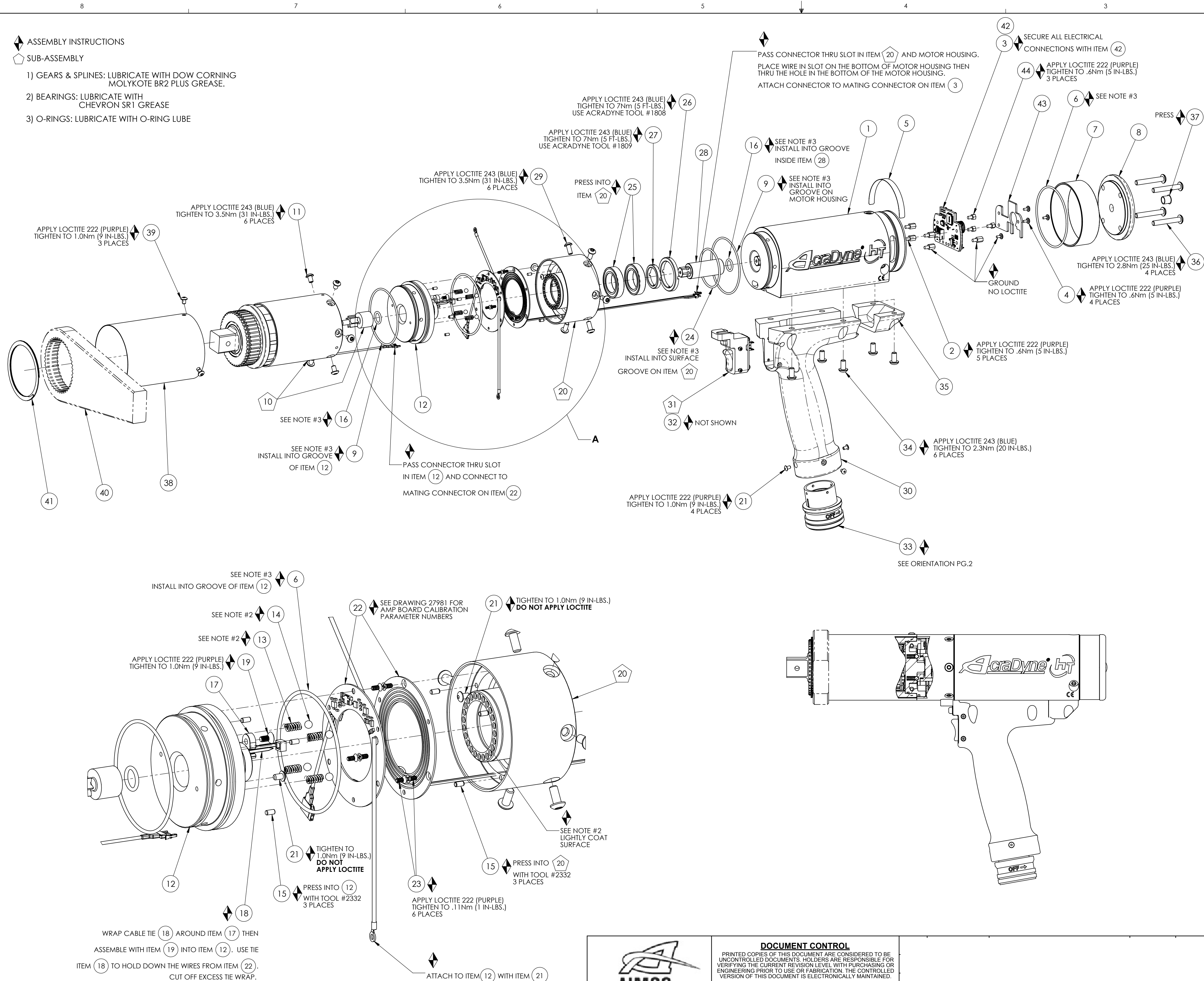


ASSEMBLY INSTRUCTIONS
SUB-ASSEMBLY

- 1) GEARS & SPLINES: LUBRICATE WITH DOW CORNING MOLYKOTE BR2 PLUS GREASE.
- 2) BEARINGS: LUBRICATE WITH CHEVRON SR1 GREASE
- 3) O-RINGS: LUBRICATE WITH O-RING LUBE



COMMENTS	ITEM NO.	PART NUMBER	QTY.	DESCRIPTION
	1	26481	1	MOTOR ASM.
	2	25574	5	STANDOFF M-F, 4-40x1/4, 3/16 HEX, SS
	3	27785	1	TID BOARD, POPULATED W/O AMP CIRCUIT
	4	25573	4	SCREW PHP 4-40 X 3/16 18-8 SS
	5	20534	1	SERIAL/MODEL LABEL
	6	26487	2	O-RING, LED COVER
	7	26483	1	LED COVER
	8	26482	1	END CAP, PISTOL
	9	26488	2	O-RING, MOTOR HOUSING
	10	SEE CHART	1	GEARBOX ASM.
	11	29273	6	SCREW, BHSC, TORX 8-32 X .25, STEEL
	12	27972	1	CLUTCH PLATE, SLIP RING INNER
	13	28174	4	SPRING, COMPRESSION
	14	20105	4	DETENT BALL
	15	27994	6	DOWEL PIN, Ø.0938 X .1875 LG., STEEL
	16	26299	2	O-RING, PINION
	17	28000	1	CABLE TIE-MOUNT
	18	28257	4	CABLE TIE, 1.65MM W X 71MM LG
	19	24940	1	SCREW, FHSC 4-40 X .25 LG., STEEL, BLACK OXIDE
	20	28276	1	SLIP RING OUTER PLATE SUB-ASM.
	21	25745	6	SCREW, BHSC 4-40 STEEL, BLACK OXIDE
SEE WORK INSTRUCTIONS EWI-011	22	SEE CHART	1	SLIP RING SET
	23	27993	6	SCREW, FHPM, 2-56X.188, 18-8SS, PLAIN
	24	27204	1	O-RING, OUTER CLUTCH PLATE
	25	20909	2	BALL BEARING, .7974 X 1.2598 X .2760 IN
	26	26884	1	BEARING RETAINER, OUTER
	27	26887	1	BEARING RETAINER, INNER
	28	27974	1	SLIP RING PINION ADAPTOR, CLUTCH
	29	29285	6	SCREW, BHSC, TORX, 8-32 X .38, STEEL
	30	26275	1	HANDLE, PISTOL
	31	26289	1	SWITCH SUB-ASSEMBLY
NOT SHOWN	32	26526	1	TRIGGER CABLE ASM.
	33	26288	1	TOOL CONNECTOR ASM., PISTOL
	34	26206	6	SCREW, BHSC 10-32 X .375, STEEL
	35	26224	1	TRAY, WIRE, PISTOL
	36	27401	4	SCREW, BHSC 10-32 X 1.25, STEEL, BLK OXIDE
	37	26525	1	PLUG 5/16"
	38	26495	1	GEAR CASE COVER
	39	26319	3	SCREW, BHSC 6-32 X .188, 18-8 SS
	40	26896	1	CHOOSE REACTION BAR
	41	26514	1	RETAINING RING, SPIRAL, Ø2.441 X Ø2.105 X .078
NOT SHOWN	42	27464	A/R	TWISTED WAXED LINEN TWINE
	43	29336	1	TID BOARD WIRE INSULATOR
	44	29337	3	STANDOFF, M-F, 4-40 X 1/8, SS

NOTE:
 SEE WORK INSTRUCTION DOCUMENT "EWI-011" FOR COMPLETE SLIP RING ASSEMBLY INSTRUCTIONS.

MODEL NO.	GEAR BOX ASM.	SLIP RING SET
AEP4B66250B	28658	27981.005
AEP4B66425B	28798	27981.006
AEP4B6625B	28108	27981.007
AEP4B66925B	28109	27981.008

DETAIL A
 SCALE 1 : 1



DOCUMENT CONTROL
 PRINTED COPIES OF THIS DOCUMENT ARE CONSIDERED TO BE UNCONTROLLED DOCUMENTS. HOLDERS ARE RESPONSIBLE FOR VERIFYING THE CURRENT REVISION LEVEL WITH PURCHASING OR ENGINEERING PRIOR TO USE OR FABRICATION. THE CONTROLLED VERSION OF THIS DOCUMENT IS ELECTRONICALLY MAINTAINED.

PROPRIETARY AND CONFIDENTIAL
 THIS DRAWING CONTAINS INFORMATION STRICTLY CONFIDENTIAL TO ACRADYNE/AIMCO. IN THE ABSENCE OF EXPRESSED WRITTEN PERMISSION, ACRADYNE/AIMCO HAS LOANED THIS COPY WITH THE MUTUAL UNDERSTANDING THAT (A) IT WILL NOT BE USED FOR ANY PURPOSE OTHER THAN FOR THAT IN WHICH IT WAS PROVIDED, (B) THE DATA CONTAINED HEREIN WILL NOT BE DISCLOSED TO OTHERS, (C) IT WILL NOT BE REPRODUCED, AND (D) IT WILL BE RETURNED TO ACRADYNE/AIMCO IMMEDIATELY UPON DEMAND.

REVISION LEVEL	REVISION RELEASE DATE	DESCRIPTION OF CHANGES MADE TO PART	ECN #	AUTHOR/ APPROVAL
REVISION BLOCK				

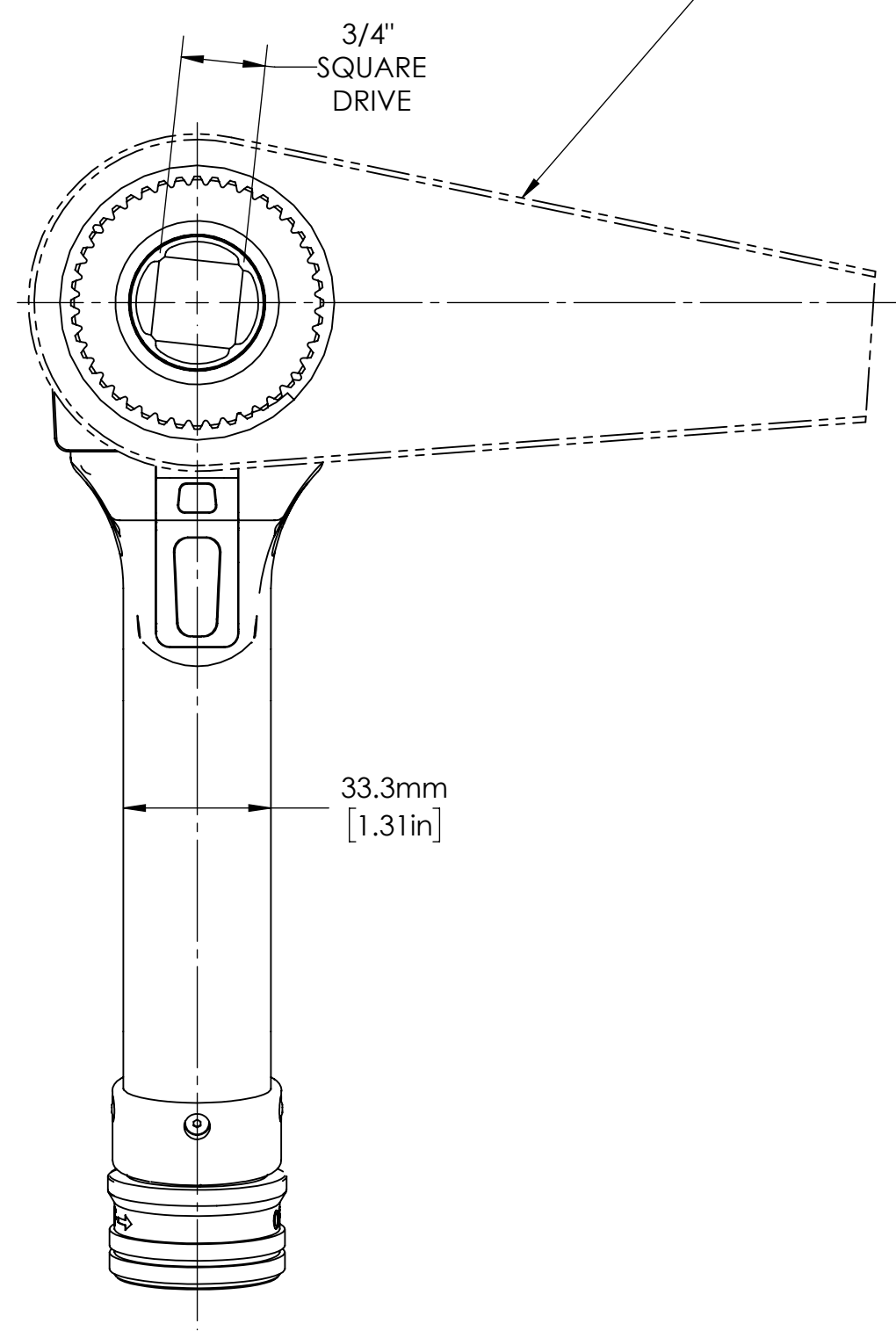
UNLESS OTHERWISE SPECIFIED, DIMENSIONS ARE IN INCHES
 DIMENSIONS AND TOLERANCING PER ANSI Y14.5
 SURFACE ROUGHNESS PER ANSI Y14.36

BLOCK TOLERANCING PER DECIMAL:
 .X = ±.030 .XX = ±.010 .XXX = ±.005 .XXXX = ±.0005
 ANGLE = ±0°30'

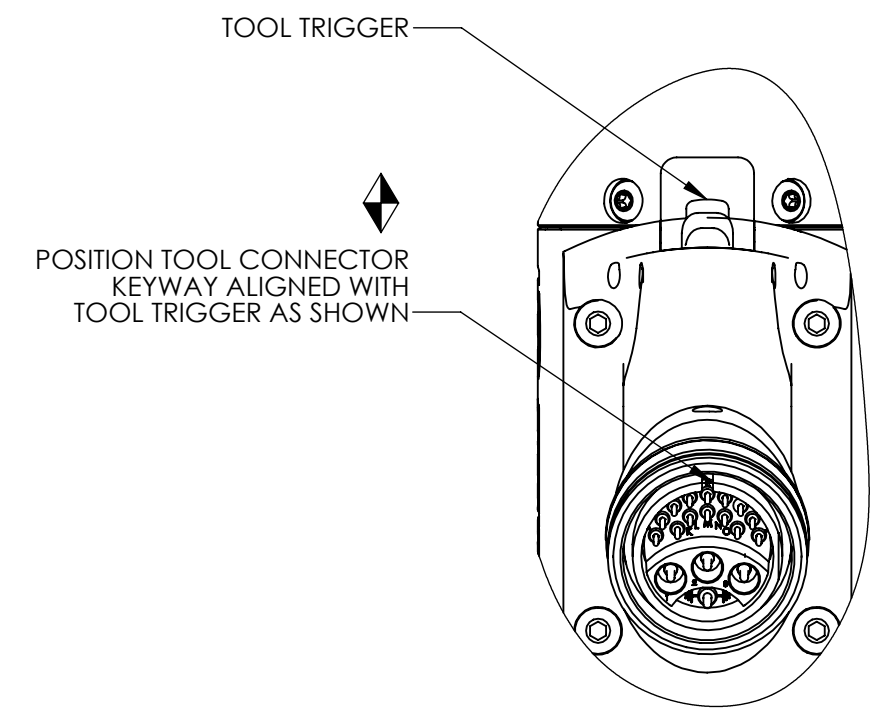
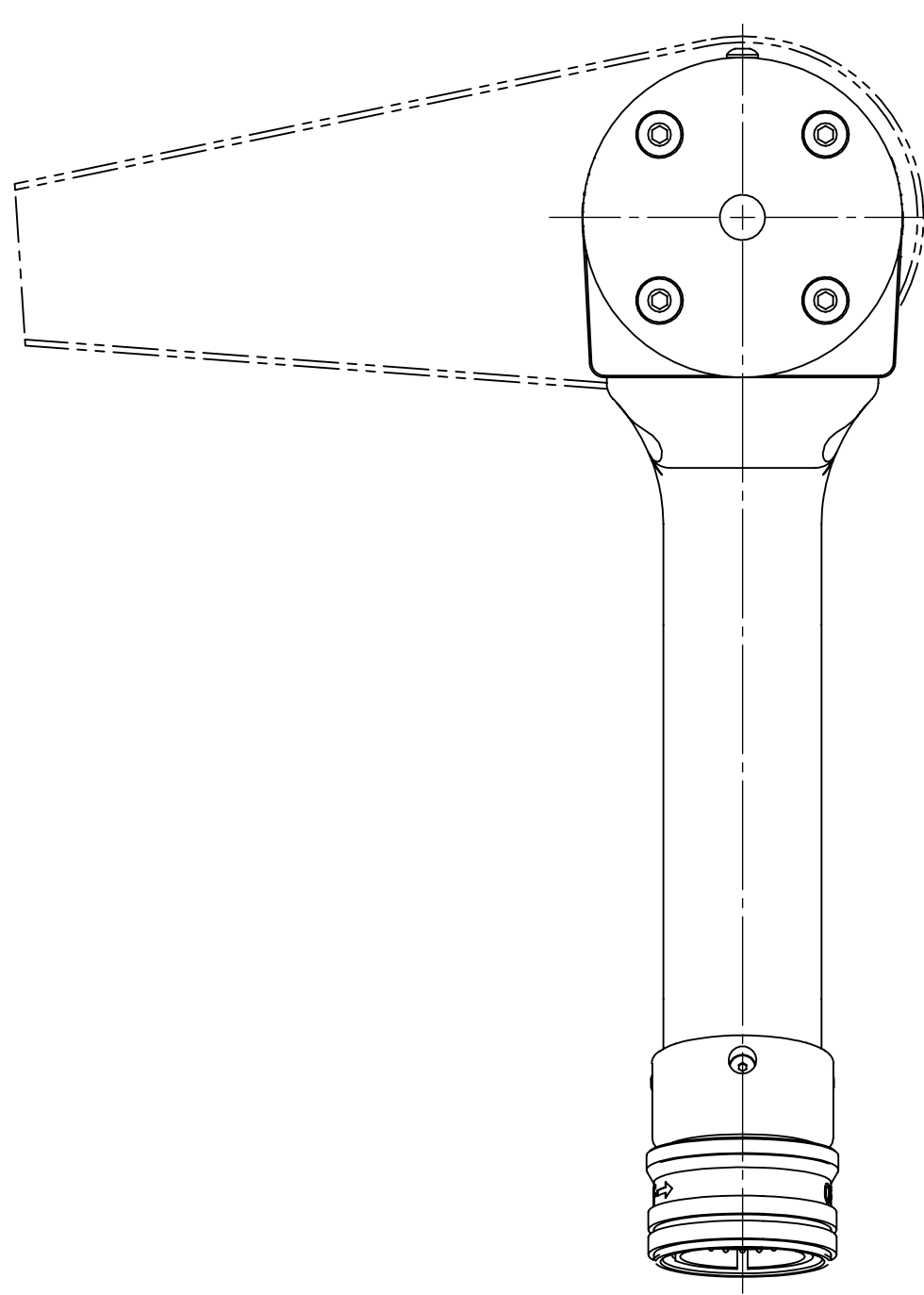
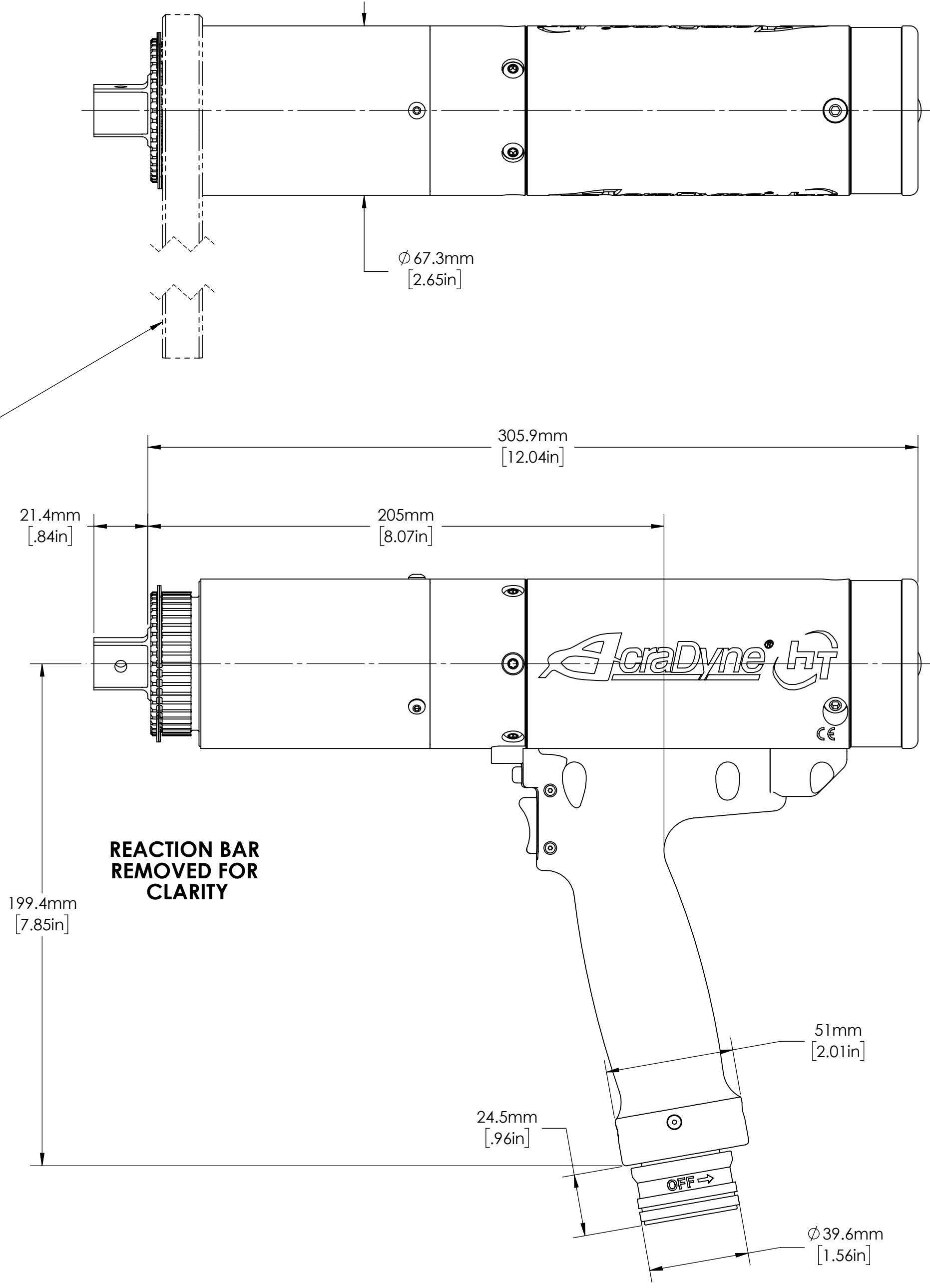
REMOVE BURRS AND SHARP EDGES: R.015 MAX
 MACHINE SURFACE FINISH: 125 RMS OR BETTER

DRAWINGS AND TECHNICAL DOCUMENTS CONTROLLED BY:
ACRADYNE MECHANICAL ENGINEERING

PISTOL NUTRUNNER W/SLIP RING CLUTCH 6000 SERIES		
SIZE	PART / DRAWING NUMBER	REVISION
D	AEP4B66__B	A
SCALE 1:2	DO NOT SCALE DRAWING	SHEET 1 OF 2



NOTE:
REACTION BAR GEOMETRY
TO CHANGE DEPENDING
ON REACTION BAR CHOSEN



TOOL TRIGGER
POSITION TOOL CONNECTOR
KEYWAY ALIGNED WITH
TOOL TRIGGER AS SHOWN

MODEL NO.
AEP4B66250B
AEP4B66425B
AEP4B66625B
AEP4B66925B



DOCUMENT CONTROL
PRINTED COPIES OF THIS DOCUMENT ARE CONSIDERED TO BE UNCONTROLLED DOCUMENTS. HOLDERS ARE RESPONSIBLE FOR VERIFYING THE CURRENT REVISION LEVEL WITH PURCHASING OR ENGINEERING PRIOR TO USE OR FABRICATION. THE CONTROLLED VERSION OF THIS DOCUMENT IS ELECTRONICALLY MAINTAINED.

PROPRIETARY AND CONFIDENTIAL
THIS DRAWING CONTAINS INFORMATION STRICTLY CONFIDENTIAL TO ACRADYNE/AIMCO. IN THE ABSENCE OF EXPRESSED WRITTEN PERMISSION, ACRADYNE/AIMCO HAS LOANED THIS COPY WITH THE MUTUAL UNDERSTANDING THAT (A) IT WILL NOT BE USED FOR ANY PURPOSE OTHER THAN FOR THAT IN WHICH IT WAS PROVIDED, (B) THE DATA CONTAINED HEREIN WILL NOT BE DISCLOSED TO OTHERS, (C) IT WILL NOT BE REPRODUCED, AND (D) IT WILL BE RETURNED TO ACRADYNE/AIMCO IMMEDIATELY UPON DEMAND.

REVISION LEVEL	REVISION RELEASE DATE	DESCRIPTION OF CHANGES MADE TO PART	ECN #	AUTHOR/ APPROVAL
REVISION BLOCK				

UNLESS OTHERWISE SPECIFIED, DIMENSIONS ARE IN INCHES
DIMENSIONS AND TOLERANCING PER ANSI Y14.5
SURFACE ROUGHNESS PER ANSI Y14.36

BLOCK TOLERANCING PER DECIMAL:
X = ±.030 XX = ±.010 XXX = ±.005 XXXX = ±.0005
ANGLE = ±0° 30'

REMOVE BURRS AND SHARP EDGES: R.015 MAX
MACHINE SURFACE FINISH: 125 RMS OR BETTER

DRAWINGS AND TECHNICAL DOCUMENTS CONTROLLED BY:
ACRADYNE MECHANICAL ENGINEERING

PISTAL NUTRUNNER W/SLIP RING CLUTCH 6000 SERIES		
SIZE	PART / DRAWING NUMBER	REVISION
D	AEP4B66__B	A
SCALE 1:1	DO NOT SCALE DRAWING	SHEET 2 OF 2