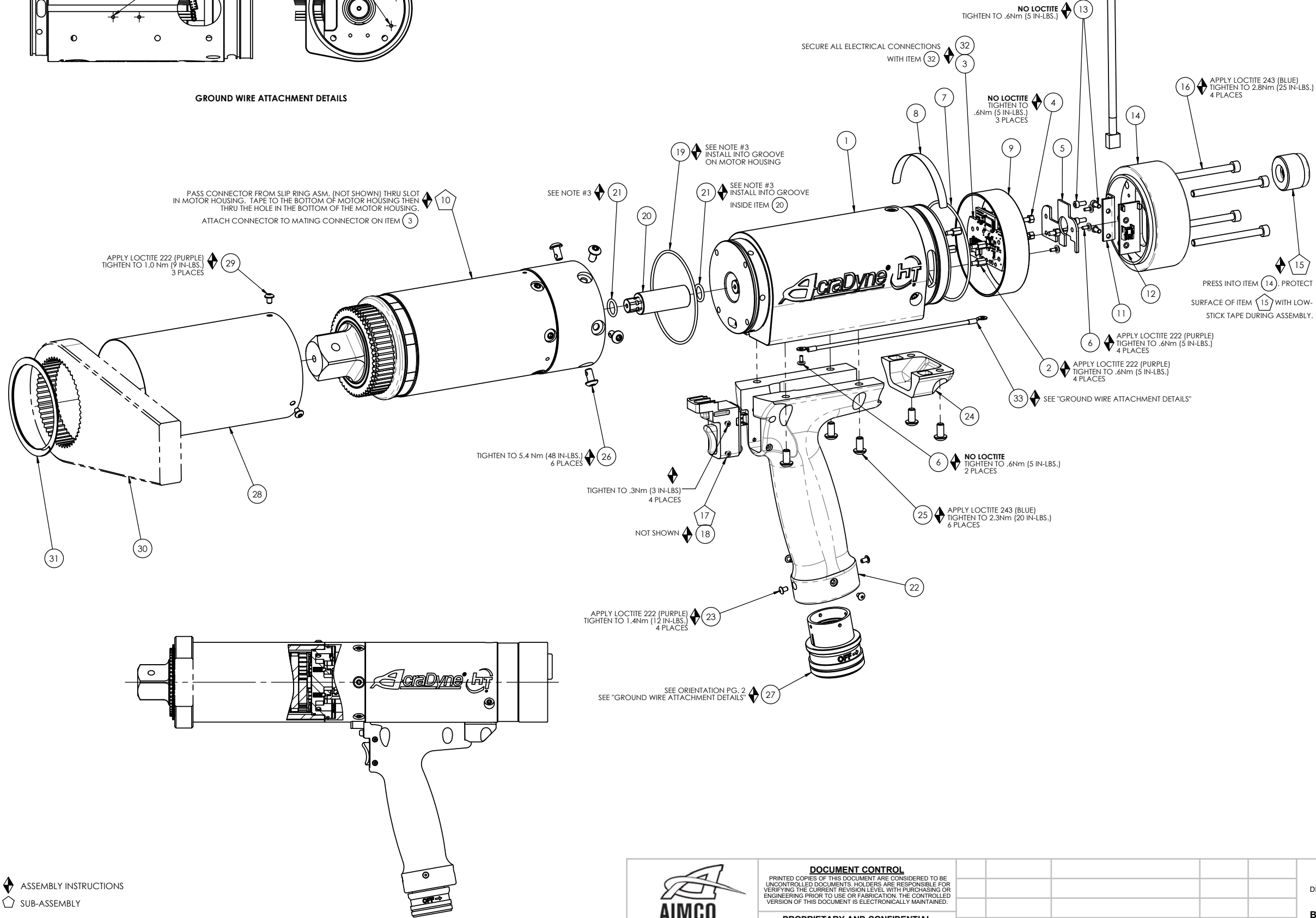


GROUND WIRE ATTACHMENT DETAILS



COMMENTS	ITEM NO.	PART NUMBER	QTY.	DESCRIPTION
	1	26212	1	MOTOR ASM., 7000 SERIES
	2	25574	4	STANDOFF M-F, 4-40x1/4, 3/16 HEX, SS
	3	27785	1	TID BOARD, POPULATED W/O AMP CIRCUIT
	4	29337	3	STANDOFF, M-F, 4-40 X 1/8, SS
	5	29336	1	TID BOARD WIRE INSULATOR
	6	25573	7	SCREW PHP 4-40 X 3/16 18-8 SS
	7	26226	1	O-RING, LED COVER
	8	20534	1	3000 SERIAL/MODEL LABEL
	9	26223	1	LED COVER
	10	SEE CHART	1	GEARBOX/CLUTCH ASM., 7000-SERIES
	11	29981	1	BRACKET, REMOTE LEVER PCB
	12	26285	1	LEVER TRIGGER PCB ASM.
	13	24935	4	SCREW, SHC 4-40 X .25, STEEL, BLACK OXIDE
	14	29977	1	END CAP, DUAL LEVER PISTOL
	15	29985	1	DUAL LEVER BUTTON ASSEMBLY
	16	30250	4	SCREW, SHC, 10-32 X 2.25, STEEL
	17	26289	1	SWITCH SUB-ASSEMBLY
	18	26526	2	HT TOOL TRIGGER CABLE
	19	26227	1	O-RING, MOTOR HOUSING
	20	27977	1	SLIP RING PINION ADAPTOR, CLUTCH
	21	26299	2	O-RING, PINION
	22	26275	1	HANDLE, PISTOL
	23	25745	4	SCREW, BHSC 4-40 STEEL, BLACK OXIDE
	24	26224	1	TRAY, WIRE, PISTOL, INJECTION MOLDED
	25	26206	6	SCREW, BHSC 10-32 X .375, STEEL
	26	29279	6	SCREW, BHSC, 10-32 X 3/8, TORX HEAD, NYLON PELL-IT, STEEL
	27	26288	1	TOOL CONNECTOR ASM., PISTOL
	28	SEE CHART	1	GEAR CASE COVER
	29	26319	3	SCREW, BHSC 6-32 X .188, 18-8 SS
	30	26897	1	CHOOSE REACTION BAR
	31	26243	1	RETAINING RING, SPIRAL, Ø2.864 X Ø2.464 X .078
NOT SHOWN	32	27464	A/R	TWISTED WAXED LINEN TWINE
	33	31410	1	GROUND WIRE ASSEMBLY, 18 AWG, 6000 & 7000 HT SERIES

NOTE:
SEE WORK INSTRUCTION DOCUMENT "W2047"
FOR COMPLETE SLIP RING ASSEMBLY INSTRUCTIONS.

MODEL NO.	GEARBOX/CLUTCH ASM.	GEAR CASE COVER
AEP4B771000BDL	31777	26298
AEP4B772500BDL	31797	26295

ASSEMBLY INSTRUCTIONS

SUB-ASSEMBLY

- 1) GEARS & SPLINES: LUBRICATE WITH DOW CORNING MOLYKOTE BR2 PLUS GREASE.
- 2) BEARINGS: LUBRICATE WITH CHEVRON SR1 GREASE
- 3) O-RINGS: LUBRICATE WITH O-RING LUBE



DOCUMENT CONTROL
PRINTED COPIES OF THIS DOCUMENT ARE CONSIDERED TO BE UNCONTROLLED DOCUMENTS. HOLDERS ARE RESPONSIBLE FOR VERIFYING THE CURRENT REVISION LEVEL WITH PURCHASING OR ENGINEERING PRIOR TO USE OR FABRICATION. THE CONTROLLED VERSION OF THIS DOCUMENT IS ELECTRONICALLY MAINTAINED.

PROPRIETARY AND CONFIDENTIAL
THIS DRAWING CONTAINS INFORMATION STRICTLY CONFIDENTIAL TO ACRADYNE/AIMCO. IN THE ABSENCE OF EXPRESSED WRITTEN PERMISSION, ACRADYNE/AIMCO HAS LOANED THIS COPY WITH THE MUTUAL UNDERSTANDING THAT (A) IT WILL NOT BE USED FOR ANY PURPOSE OTHER THAN FOR THAT IN WHICH IT WAS PROVIDED, (B) THE DATA CONTAINED HEREIN WILL NOT BE DISCLOSED TO OTHERS, (C) IT WILL NOT BE REPRODUCED, AND (D) IT WILL BE RETURNED TO ACRADYNE/AIMCO IMMEDIATELY UPON DEMAND.

REVISION BLOCK

UNLESS OTHERWISE SPECIFIED, DIMENSIONS ARE IN INCHES
DIMENSIONS AND TOLERANCING PER ANSI Y14.5 SURFACE ROUGHNESS PER ANSI Y14.36

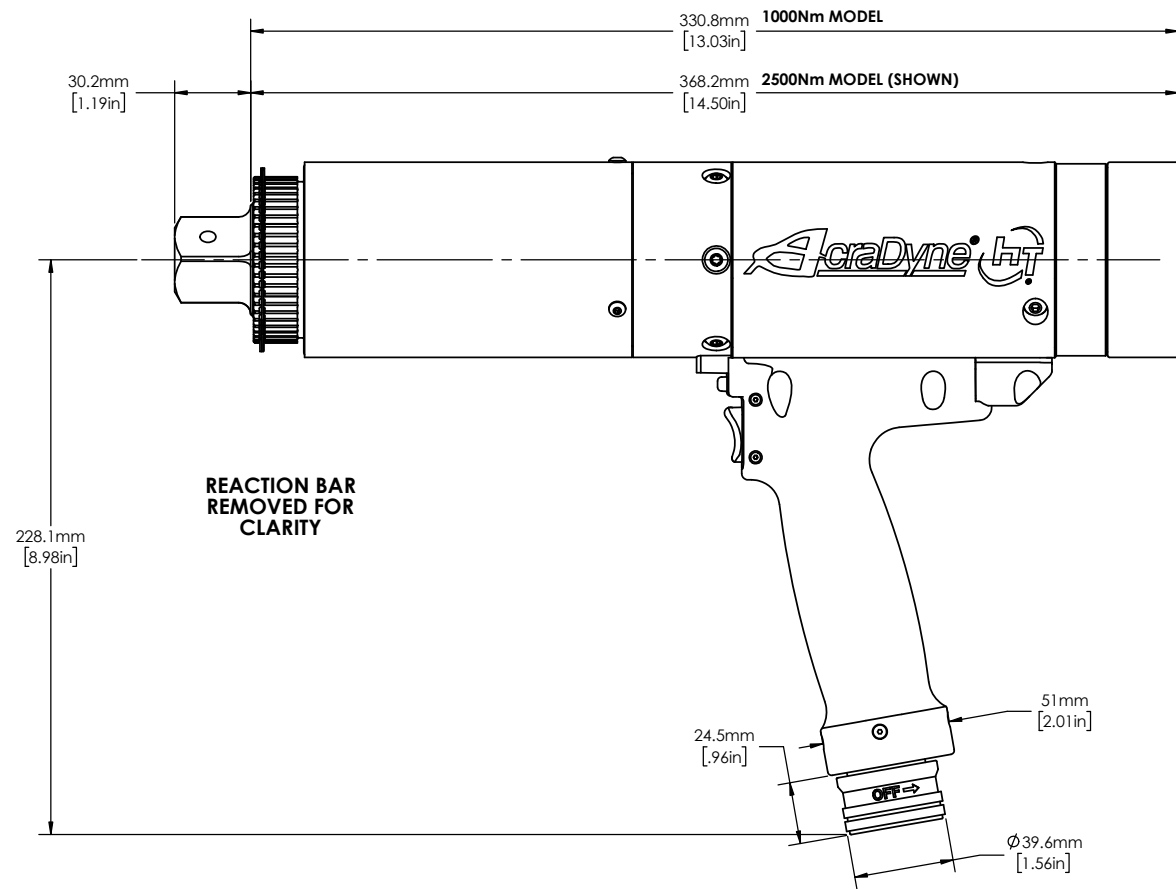
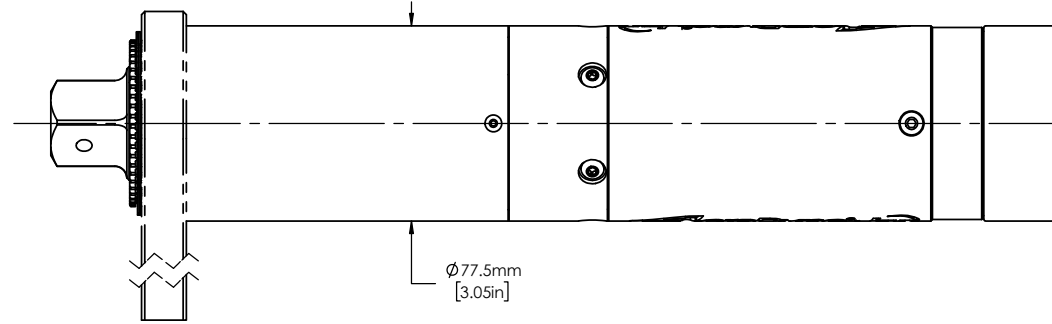
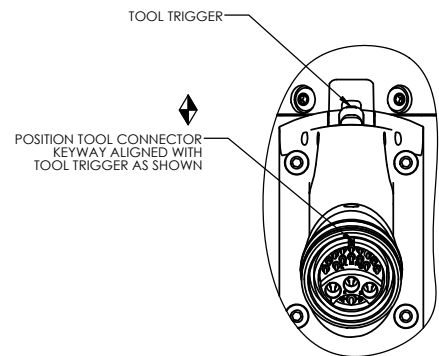
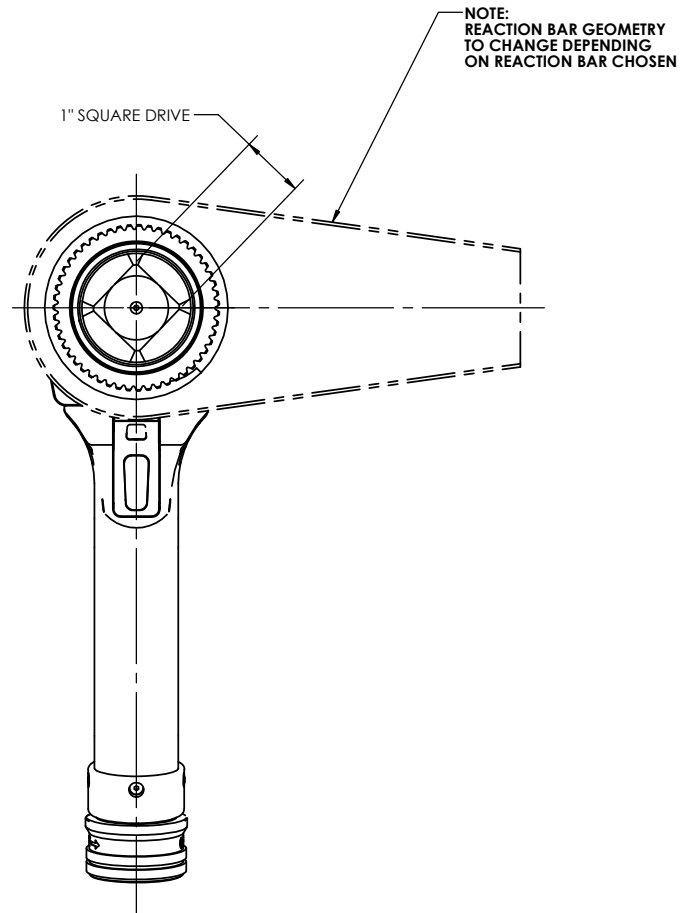
BLOCK TOLERANCING PER DECIMAL:
.X = ±.030 .XX = ±.010 .XXX = ±.005 .XXXX = ±.0005
ANGLE = ±0° 30'

REMOVE BURRS AND SHARP EDGES: R.015 MAX MACHINE SURFACE FINISH: 125 RMS OR BETTER

DRAWINGS AND TECHNICAL DOCUMENTS CONTROLLED BY:
ACRADYNE MECHANICAL ENGINEERING

PISTOL NUTRUNNER, DUAL LEVER W/SLIP RING CLUTCH 7000-SERIES

SIZE	PART / DRAWING NUMBER	REVISION
D	AEP4B77__00BDL	A
SCALE: 2:3	DO NOT SCALE DRAWING	SHEET 1 OF 2



MODEL NO.
AEP4B771000BDL
AEP4B772500BDL



DOCUMENT CONTROL
PRINTED COPIES OF THIS DOCUMENT ARE CONSIDERED TO BE UNCONTROLLED DOCUMENTS. HOLDERS ARE RESPONSIBLE FOR VERIFYING THE CURRENT REVISION LEVEL WITH PURCHASING OR ENGINEERING PRIOR TO USE OR FABRICATION. THE CONTROLLED VERSION OF THIS DOCUMENT IS ELECTRONICALLY MAINTAINED.

PROPRIETARY AND CONFIDENTIAL
THIS DRAWING CONTAINS INFORMATION STRICTLY CONFIDENTIAL TO ACRADYNE/AIMCO. IN THE ABSENCE OF EXPRESSED WRITTEN PERMISSION, ACRADYNE/AIMCO HAS LOANED THIS COPY WITH THE MUTUAL UNDERSTANDING THAT (A) IT WILL NOT BE USED FOR ANY PURPOSE OTHER THAN FOR THAT IN WHICH IT WAS PROVIDED, (B) THE DATA CONTAINED HEREIN WILL NOT BE DISCLOSED TO OTHERS, (C) IT WILL NOT BE REPRODUCED, AND (D) IT WILL BE RETURNED TO ACRADYNE/AIMCO IMMEDIATELY UPON DEMAND.

REVISION BLOCK

UNLESS OTHERWISE SPECIFIED, DIMENSIONS ARE IN INCHES
DIMENSIONS AND TOLERANCING PER ANSI Y14.5
SURFACE ROUGHNESS PER ANSI Y14.36

BLOCK TOLERANCING PER DECIMAL:
.X = ±.030 .XX = ±.010 .XXX = ±.005 .XXXX = ±.0005
ANGLE = ±0°30'

REMOVE BURRS AND SHARP EDGES: R.015 MAX
MACHINE SURFACE FINISH: 125 RMS OR BETTER

DRAWINGS AND TECHNICAL DOCUMENTS CONTROLLED BY:
ACRADYNE MECHANICAL ENGINEERING

**PISTOL NUTRUNNER, DUAL LEVER
W/ SLIP RING CLUTCH
7000-SERIES**

SIZE	PART / DRAWING NUMBER	REVISION
D	AEP4B77_00BDL	A

SCALE 2:3 DO NOT SCALE DRAWING SHEET 2 OF 2