

FAN CONNECTOR CRIMP DETAIL

- ◆ ASSEMBLY INSTRUCTIONS
- ◻ SUB-ASSEMBLY

- 1) GEARS & SPLINES: LUBRICATE WITH DOW CORNING MOLYKOTE BR2 PLUS GREASE.
- 2) BEARINGS: LUBRICATE WITH CHEVRON SR1 GREASE
- 3) O-RINGS: LUBRICATE WITH O-RING LUBE

COMMENTS	ITEM NO.	PART NUMBER	QTY.	DESCRIPTION
	1	31452	1	MOTOR/FAN SUB-ASM., 12K Nm
	2	31521	1	GEARBOX AND CLUTCH ASSY
	3	31509	1	ADAPTER, MOTOR TO CLUTCH
	4	27953	1	O-RING, 70 DURO BUNA N, -042
	5	25574	4	STANDOFF M-F, 4-40x1/4.3/16 HEX, SS
	6	26206	4	SCREW, BHSC 10-32 X .375, STEEL
	7	31367	1	MOUNTING BLOCK, PISTOL HANDLE
	8	29918	2	SCREW, SHC, 10-32 x 5/16, STEEL, BLACK OXIDE
	9	26789	2	SCREW, SHC, 10-32 x 7/8, STEEL, BLACK OXIDE
	10	25568	2	SCREW, SHC 10-32X1.25, STEEL, BLACK OXIDE
	11	29709	2	SCREW, SHC, 10-32 x 1, STEEL, BLACK OXIDE
	12	25168	2	SCREW, SHC, 10-32 x 5/8, STEEL, BLACK OXIDE
	13	25745	8	SCREW, BHSC 4-40 STEEL, BLACK OXIDE
	14	25457	1	SCREW, BHSC 4-40, STEEL, BLACK OXIDE
	15	25573	6	SCREW PHP 4-40 X 3/16 18-8 SS
	16	28265	1	GROMMET, 5/32" I.D. FOR 1/8" PANEL
	17	29283	1	CONNECTOR ADAPTOR, FAN
	18	31417	1	MALE RECEPTACLE CABLE ASSY, 3-PIN, 6.56FT, 2-PIN CONNECTOR
	19	28266	1	CABLE COVER, FAN
	20	31498	1	TOOL CONNECTOR ASM., PISTOL, 12,000Nm
	21	31411	8	LIGHTPIPE, LED, PANEL MOUNT, CONVEX, .250" LENGTH
	22	31496	1	FAN HOUSING, 80mm X 38mm FAN, 12,000Nm TOOL
	23	31647	4	SCREW, BHSC, 1/4-20 X 1, STEEL, BLACK OXIDE
	24	26275	1	HANDLE, PISTOL
	25	25212	1	SWITCH SUB-ASSEMBLY
NOT SHOWN	26	26526	1	HT TOOL TRIGGER CABLE
	27	31396	1	TRAY, WIRE, PISTOL HANDLE
	28	31399	1	FILLER, PISTOL TRIGGER
	29	22141	1	SAFETY LABEL
	30	31317	1	LABEL, MODEL, SERIAL NUMBER AND DESCRIPTION
	31	27785	1	TID BOARD, POPULATED W/O AMP CIRCUIT
	32	29336	1	TID BOARD WIRE INSULATOR
	33	29337	3	STANDOFF, M-F, 4-40 X 1/8, SS
	34	26636	1	GEAR CASE COVER
	35	26319	3	SCREW, BHSC 6-32 X .188, 18-8 SS
	36	29279	6	SCREW, BHSC, 10-32 x 3/8, TORX HEAD, NYLON PELL-IT, STEEL
	37	27980	1	SLIP RING PINION ADAPTER
	38	26080	1	O-RING, LED LIGHT RING COVER
	39	27714	1	O-RING 3" ID
	40	31520	1	TRANSDUCER WIRE COVER, 8100 Nm
	41	28511	2	SCREW, SHC 4-40X.625, STEEL, BLACK OXIDE
	42	30734	1	CONNECTOR, 2 POS, MALE PINS, MOLEX 70107-0001
NOT SHOWN	43	30738	2	CRIMP TERMINAL, CONNECTOR, MALE, 22-24 AWG
	44	26436	1	RETAINING RING, SPIRAL, Ø3.833 X Ø3.293 X .111
	45	26899	1	CHOOSE REACTION BAR
NOT SHOWN	46	24177	A/R	CLEAR SILICON, RTV 108
NOT SHOWN	47	24263	A/R	KAPTON TAPE, 1/2"
NOT SHOWN	48	28525	1	CABLE ASM., I/O ADAPTOR TO 3-SKT FEMALE CONN.



DOCUMENT CONTROL
 PRINTED COPIES OF THIS DOCUMENT ARE CONSIDERED TO BE UNCONTROLLED DOCUMENTS. HOLDERS ARE RESPONSIBLE FOR VERIFYING THE CURRENT REVISION LEVEL WITH PURCHASING OR ENGINEERING PRIOR TO USE OR FABRICATION. THE CONTROLLED VERSION OF THIS DOCUMENT IS ELECTRONICALLY MAINTAINED.

PROPRIETARY AND CONFIDENTIAL
 THIS DRAWING CONTAINS INFORMATION STRICTLY CONFIDENTIAL TO ACRADYNE/AMCO. IN THE ABSENCE OF EXPRESSED WRITTEN PERMISSION, ACRADYNE/AMCO HAS LOANED THIS COPY WITH THE MUTUAL UNDERSTANDING THAT (A) IT WILL NOT BE USED FOR ANY PURPOSE OTHER THAN FOR THAT IN WHICH IT WAS PROVIDED, (B) THE DATA CONTAINED HEREIN WILL NOT BE DISCLOSED TO OTHERS, (C) IT WILL NOT BE REPRODUCED, AND (D) IT WILL BE RETURNED TO ACRADYNE/AMCO IMMEDIATELY UPON DEMAND.

REVISION LEVEL	REVISION RELEASE DATE	DESCRIPTION OF CHANGES MADE TO PART	ECN #	AUTHOR/ APPROVAL
REVISION BLOCK				

UNLESS OTHERWISE SPECIFIED, DIMENSIONS ARE IN INCHES
 DIMENSIONS AND TOLERANCING PER ANSI Y14.5 SURFACE ROUGHNESS PER ANSI Y14.36

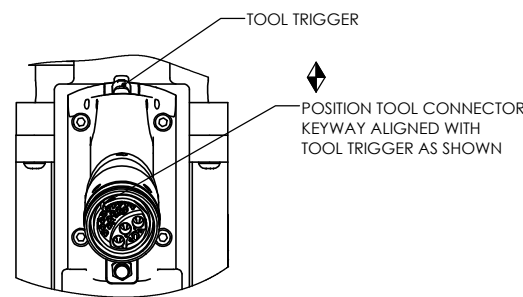
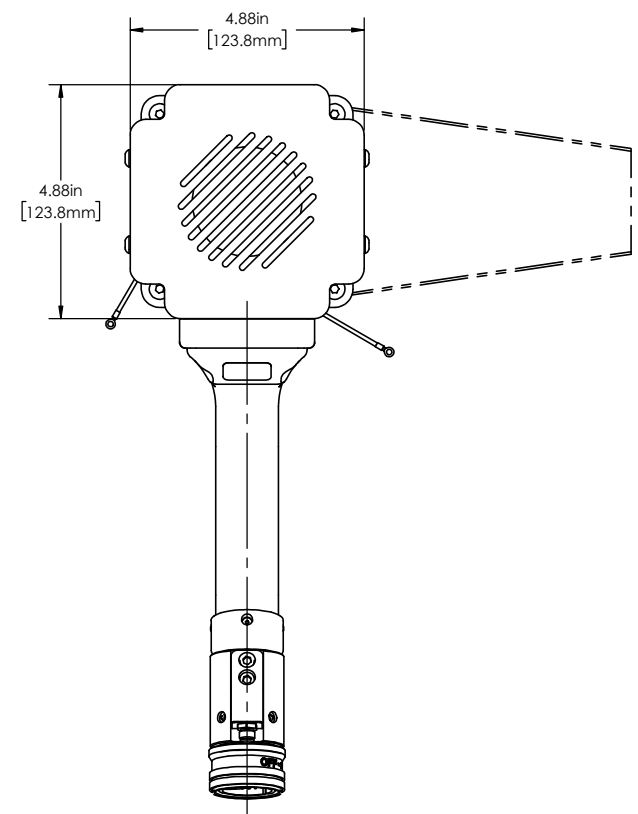
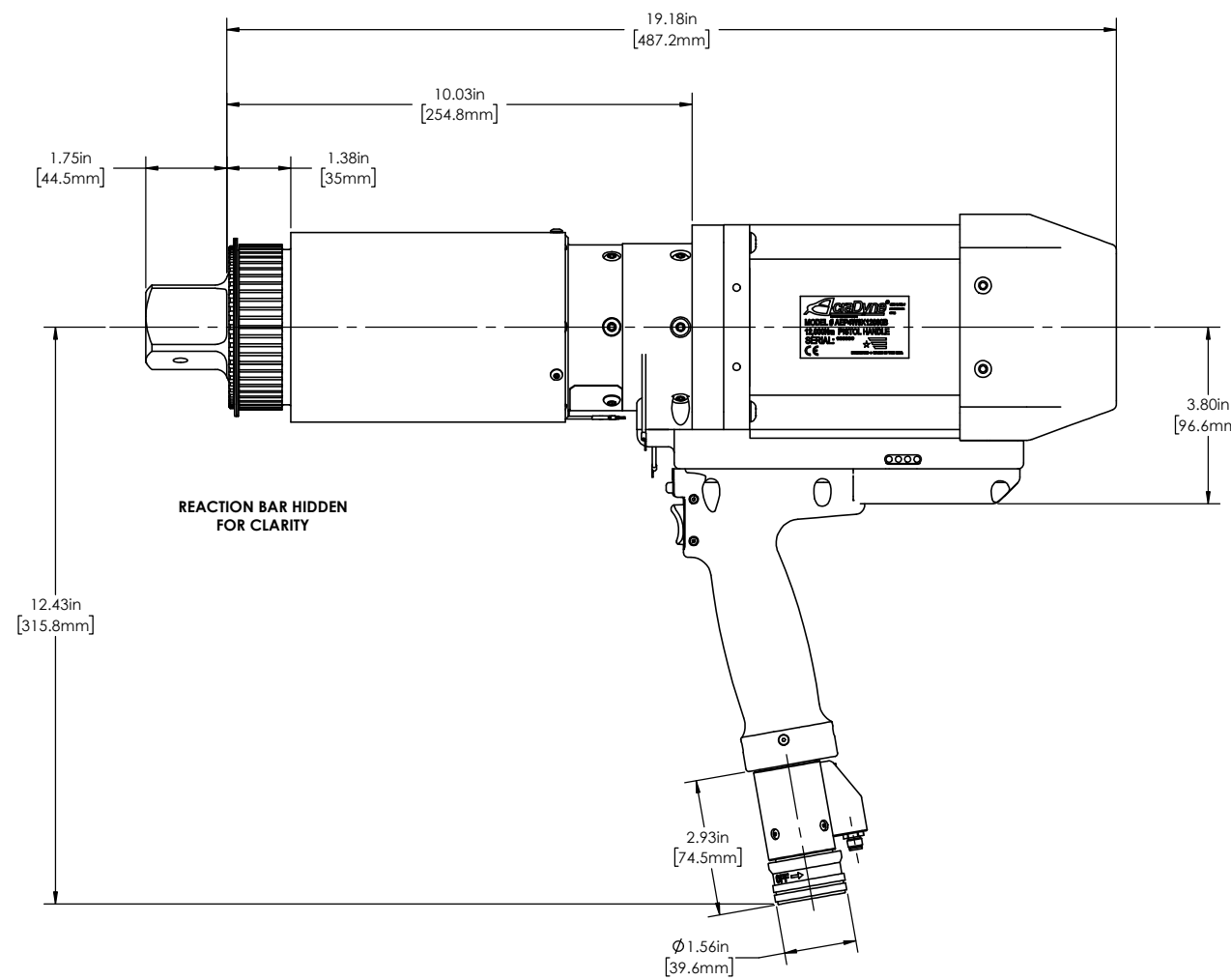
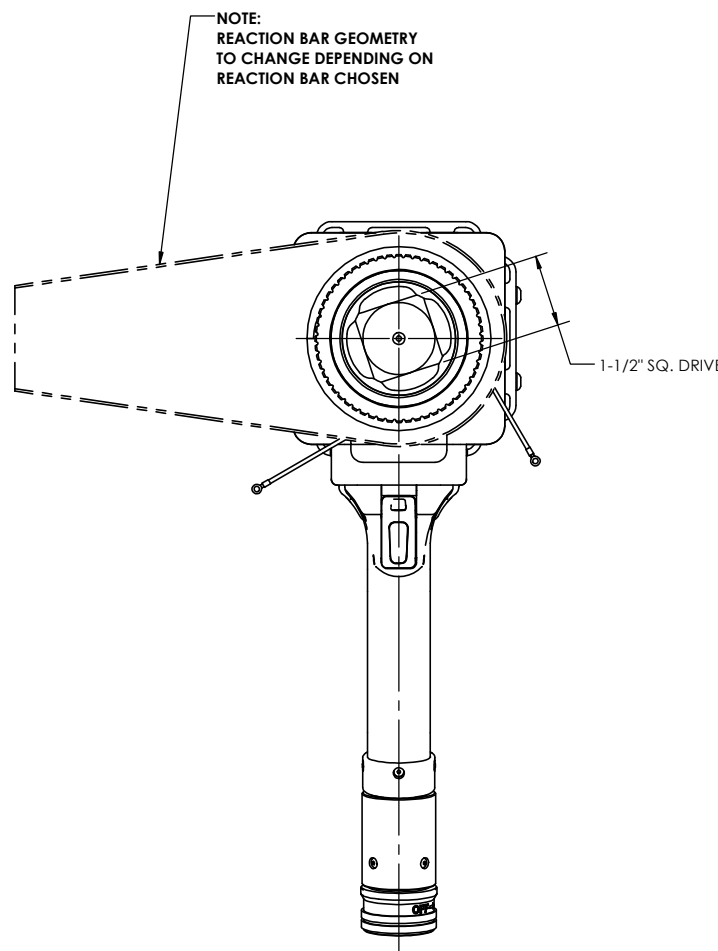
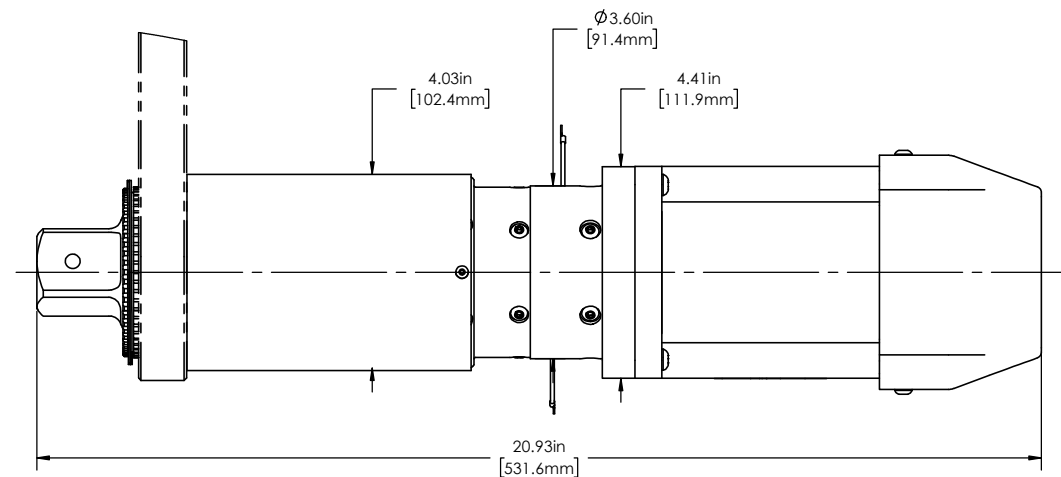
BLOCK TOLERANCING PER DECIMAL:
 .X = ±.030 .XX = ±.010 .XXX = ±.005 .XXXX = ±.0005
 ANGLE = ±0°30'

REMOVE BURRS AND SHARP EDGES: R.015 MAX MACHINE SURFACE FINISH: 125 RMS OR BETTER

DRAWINGS AND TECHNICAL DOCUMENTS CONTROLLED BY:
ACRADYNE MECHANICAL ENGINEERING

PISTOL NUTRUNNER, W/SLIP RING CLUTCH & FAN KIT, 8100 Nm
9000-SERIES

SIZE D	PART / DRAWING NUMBER AEP4B998100B	REVISION B
SCALE 1:2	DO NOT SCALE DRAWING	SHEET 1 OF 2



DOCUMENT CONTROL
 PRINTED COPIES OF THIS DOCUMENT ARE CONSIDERED TO BE UNCONTROLLED DOCUMENTS. HOLDERS ARE RESPONSIBLE FOR VERIFYING THE CURRENT REVISION LEVEL WITH PURCHASING OR ENGINEERING PRIOR TO USE OR FABRICATION. THE CONTROLLED VERSION OF THIS DOCUMENT IS ELECTRONICALLY MAINTAINED.

PROPRIETARY AND CONFIDENTIAL
 THIS DRAWING CONTAINS INFORMATION STRICTLY CONFIDENTIAL TO ACRADYNE/AIMCO. IN THE ABSENCE OF EXPRESSED WRITTEN PERMISSION, ACRADYNE/AIMCO HAS LOANED THIS COPY WITH THE MUTUAL UNDERSTANDING THAT (A) IT WILL NOT BE USED FOR ANY PURPOSE OTHER THAN FOR THAT IN WHICH IT WAS PROVIDED, (B) THE DATA CONTAINED HEREIN WILL NOT BE DISCLOSED TO OTHERS, (C) IT WILL NOT BE REPRODUCED, AND (D) IT WILL BE RETURNED TO ACRADYNE/AIMCO IMMEDIATELY UPON DEMAND.

REVISION LEVEL	REVISION RELEASE DATE	DESCRIPTION OF CHANGES MADE TO PART	ECN #	AUTHOR/ APPROVAL
REVISION BLOCK				

UNLESS OTHERWISE SPECIFIED, DIMENSIONS ARE IN INCHES
 DIMENSIONS AND TOLERANCING PER ANSI Y14.5
 SURFACE ROUGHNESS PER ANSI Y14.36

BLOCK TOLERANCING PER DECIMAL:
 .X = ±0.030 .XX = ±0.010 .XXX = ±0.005 .XXXX = ±0.0005
 ANGLE = ±0°30'

REMOVE BURRS AND SHARP EDGES: R.015 MAX
 MACHINE SURFACE FINISH: 125 RMS OR BETTER

DRAWINGS AND TECHNICAL DOCUMENTS CONTROLLED BY:
ACRADYNE MECHANICAL ENGINEERING

PISTOL NUTRUNNER, W/SLIP RING CLUTCH & FAN KIT, 8100Nm & FAN KIT, 8100Nm 9000-SERIES

SIZE D	PART / DRAWING NUMBER AEP4B998100B	REVISION B
SCALE 1:8	DO NOT SCALE DRAWING	SHEET 2 OF 2