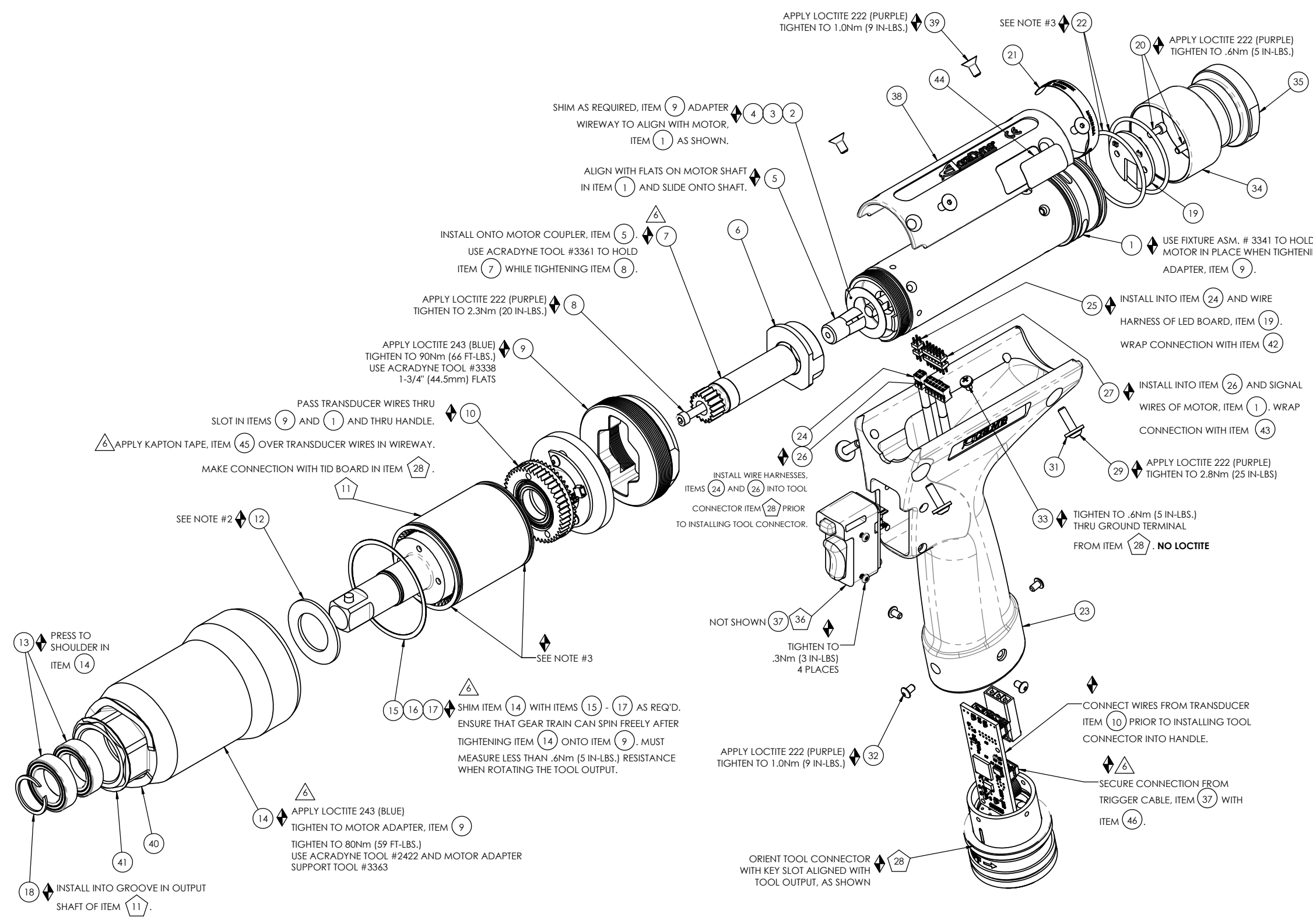


MODEL NO.	GEAR TRAIN ASM.	TRANSDUCER SUB-ASM
AEP4P22030AV	31041	31012.002
AEP4P22050AV	31020	31012.003



COMMENTS	ITEM NO.	PART NUMBER	QTY.	DESCRIPTION
	1	28766	1	MOTOR ASSEMBLY
	2	21099	A/R	SHIM, OUTPUT SHAFT, .010 --- 3000 SERIES
	3	21098	A/R	SHIM, OUTPUT SHAFT, .005 --- 3000-SERIES
	4	21097	A/R	SHIM, OUTPUT SHAFT, .002 --- 3000-SERIES
	5	31002	1	MOTOR COUPLER
	6	31031	1	SPACER, MOTOR TO THREADED ADAPTER
	7	31008	1	SUN GEAR, 21T
	8	30803	1	SCREW, SHC, 6-32 x 1.25, BLACK OXIDE
	9	31003	1	ADAPTER, MOTOR TO RING GEAR HOUSING
	10	SEE CHART	1	TRANSDUCER SUB-ASM, 30Nm
	11	SEE CHART	1	GEAR TRAIN ASM
	12	31035	1	THRUST WASHER
	13	31014	2	BEARING, RADIAL BALL, ANGULAR CONTACT, DOUBLE ROW
	14	31004	1	GEAR CASE HOUSING, IMPACT
	15	26880	A/R	SHIM, BEARING RETAINER, .010
	16	26879	A/R	SHIM, BEARING RETAINER, .005
	17	26878	A/R	SHIM, BEARING RETAINER, .002
	18	31021	1	RETAINING RING, SINGLE TURN, 17mm
	19	30966	1	LED BOARD ASM, I2C
	20	24935	2	SCREW, SHC 4-40 X .25, STEEL, BLACK OXIDE
	21	20534	1	2000 SERIAL/MODEL LABEL
	22	27235	2	O-RING, BUNA-N, #28
	23	28755	1	PISTOL HANDLE, ALUMINUM, 2000-SERIES, GEN 4C
	24	31714	1	LED JUMPER CABLE ASM., 4 PIN, ACRADRYNE PISTOL TOOLS
	25	31711	1	HEADER CONNECTOR, 4-POS., .079" (2mm) GOLD
	26	31715	1	SIGNAL JUMPER CABLE ASM., 12 PIN, ACRADRYNE PISTOL TOOLS
	27	31712	1	HEADER CONNECTOR, 12-POS., .079" (2mm) GOLD
	28	28767	1	TOOL CONN. ASM.
	29	31727	4	SCREW, BHSC 6-32 x 1/2, TORX, STEEL, BLACK OXIDE
NOT SHOWN	30	25424	1	GROUND WIRE ASM.
	31	26791	4	WASHER, FLAT, NO 6 SCREW, STEEL, BLACK OXIDE
	32	25745	4	SCREW, BHSC 4-40 STEEL, BLACK OXIDE
	33	25814	1	SCREW, PAN HEAD PHILLIPS, 4-40 x 3/16, STAR WASH, SS
	34	31062	1	LED COVER, FIXTURED
	35	28756	1	END CAP, PISTOL
	36	25212	1	SWITCH SUB-ASSEMBLY
NOT SHOWN	37	31713	1	TRIGGER CABLE ASM., 6 PIN - 6 PIN, ACRADRYNE PISTOL TOOLS
	38	28753	1	MOTOR COVER, SMALL MOTOR O.D.
	39	23753	4	SCREW, FHSC 6-32x5/16, 18-8 SS
	40	31025	1	WAVE SPRING, SPLIT, 1.44 X 1.75 X .018, STEEL
	41	31023	1	RETAINING RING, SPIRAL, 1.218 X 1.454 X .05, STEEL
NOT SHOWN	42	24173	A/R	HEAT SHRINK, 1/4", BLACK
NOT SHOWN	43	24213	A/R	HEAT SHRINK, 1/2" BLACK
	44	22141	1	SAFETY LABEL
NOT SHOWN	45	24263	A/R	KAPTON TAPE, 1/2"
NOT SHOWN	46	27464	A/R	TWISTED WAXED LINEN TWINE
NOT SHOWN	47	28257	A/R	CABLE TIE, 1.65mm X 71mm

- ◆ ASSEMBLY INSTRUCTIONS
- ◊ SUB-ASSEMBLY

- 1) GEARS & SPLINES: LUBRICATE WITH DOW CORNING MOLYKOTE BR2 PLUS GREASE.
- 2) BEARINGS: LUBRICATE WITH CHEVRON SRI GREASE
- 3) O-RINGS: LUBRICATE WITH O-RING LUBE



DOCUMENT CONTROL
 PRINTED COPIES OF THIS DOCUMENT ARE CONSIDERED TO BE UNCONTROLLED DOCUMENTS. HOLDERS ARE RESPONSIBLE FOR VERIFYING THE CURRENT REVISION LEVEL WITH PURCHASING OR ENGINEERING PRIOR TO USE OR FABRICATION. THE CONTROLLED VERSION OF THIS DOCUMENT IS ELECTRONICALLY MAINTAINED.

PROPRIETARY AND CONFIDENTIAL
 THIS DRAWING CONTAINS INFORMATION STRICTLY CONFIDENTIAL TO ACRADYNE/AIMCO. IN THE ABSENCE OF EXPRESSED WRITTEN PERMISSION, ACRADYNE/AIMCO HAS LOANED THIS COPY WITH THE MUTUAL UNDERSTANDING THAT (A) IT WILL NOT BE USED FOR ANY PURPOSE OTHER THAN FOR THAT IN WHICH IT WAS PROVIDED, (B) THE DATA CONTAINED HEREIN WILL NOT BE DISCLOSED TO OTHERS, (C) IT WILL NOT BE REPRODUCED, AND (D) IT WILL BE RETURNED TO ACRADYNE/AIMCO IMMEDIATELY UPON DEMAND.

REVISION LEVEL	REVISION RELEASE DATE	DESCRIPTION OF CHANGES MADE TO PART	ECN #	AUTHOR/ APPROVAL

UNLESS OTHERWISE SPECIFIED, DIMENSIONS ARE IN INCHES
 DIMENSIONS AND TOLERANCING PER ANSI Y14.5 SURFACE ROUGHNESS PER ANSI Y14.36

BLOCK TOLERANCING PER DECIMAL:
 X = ±.030 XX = ±.010 XXX = ±.005 XXXX = ±.0005
 ANGLE = ±0°30'

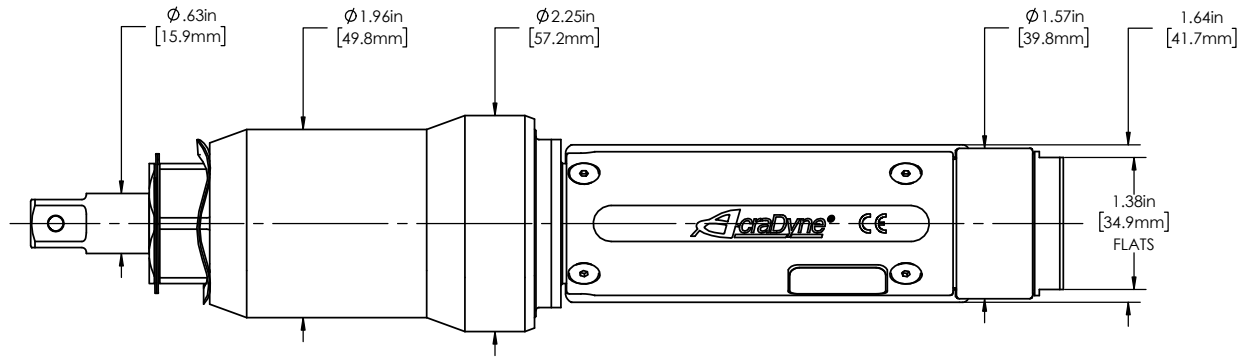
REMOVE BURRS AND SHARP EDGES: R.015 MAX MACHINE SURFACE FINISH: 125 RMS OR BETTER

DRAWINGS AND TECHNICAL DOCUMENTS CONTROLLED BY:
ACRADYNE MECHANICAL ENGINEERING

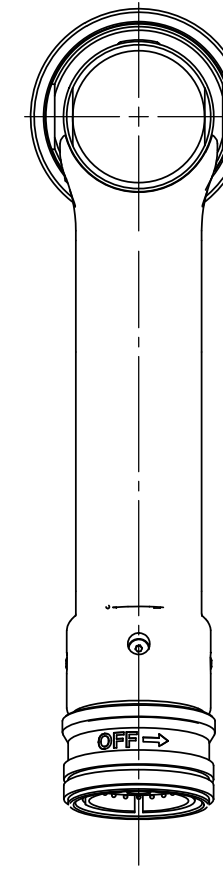
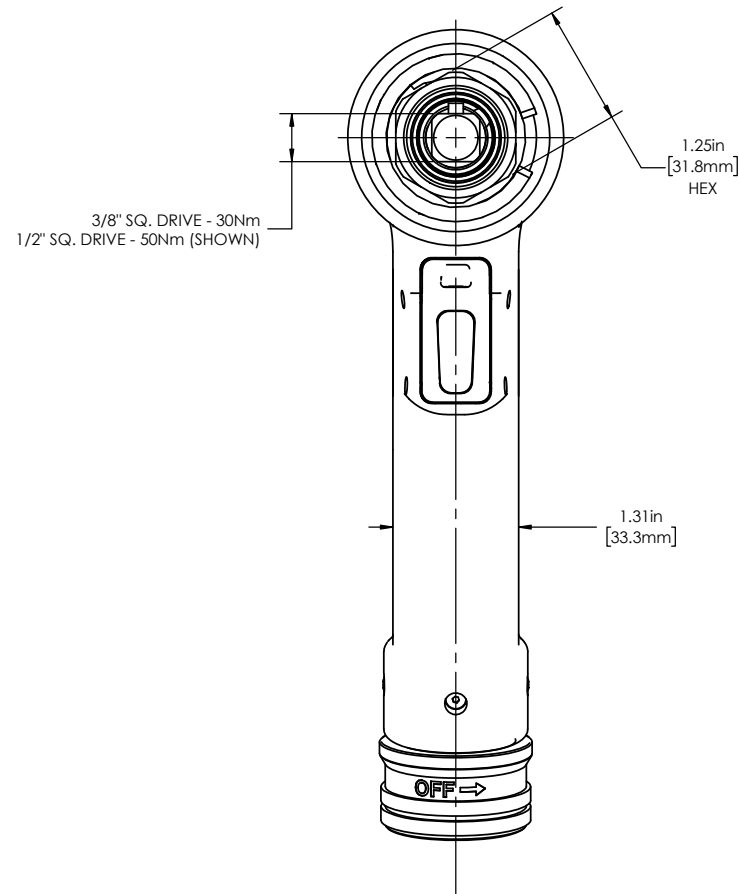
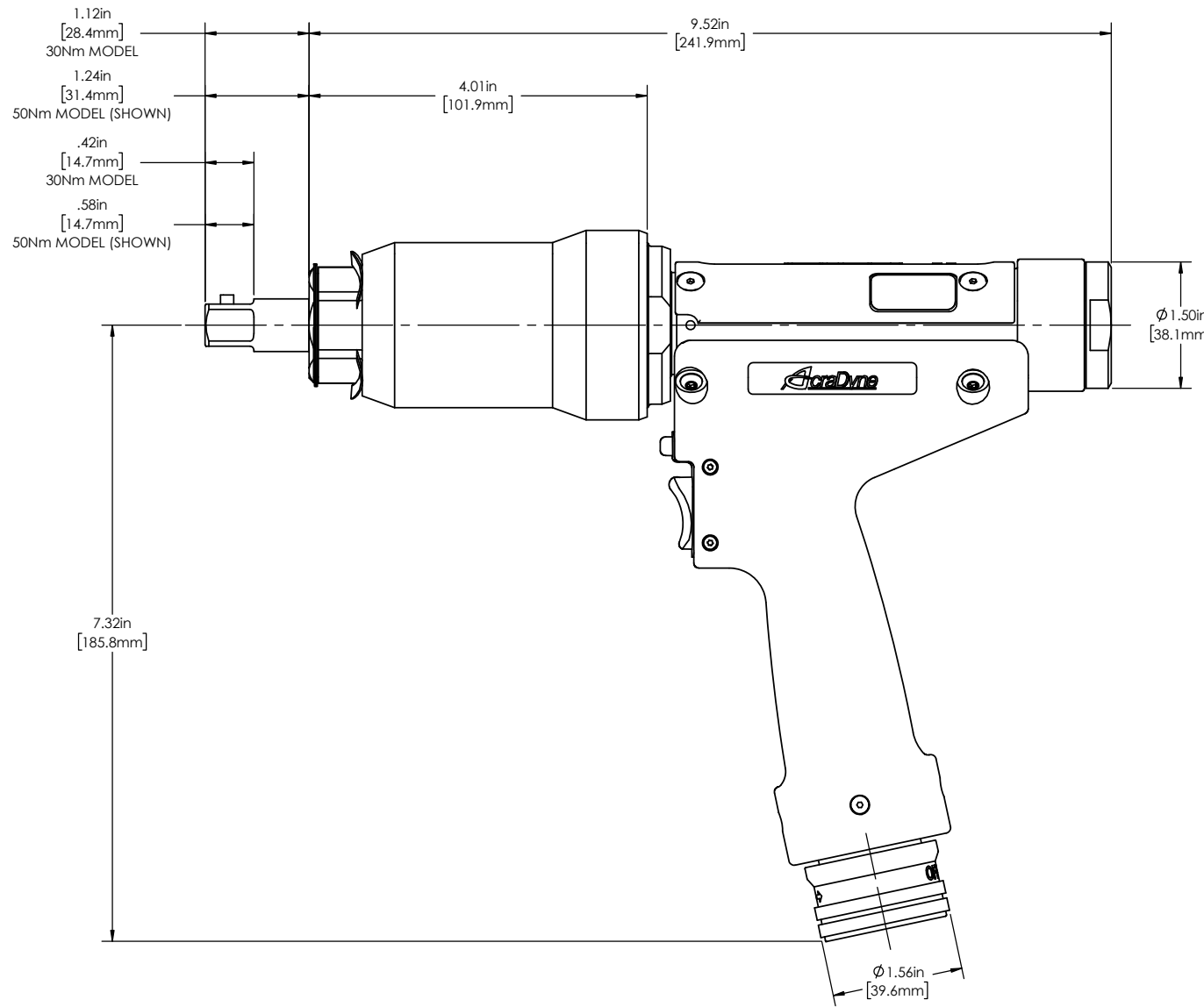
PISTOL, DC PULSE TOOL, 30Nm & 50Nm, 2000-SERIES GEN 4C

SIZE	PART / DRAWING NUMBER	REVISION
D	AEP4P220_AV	6

SCALE: 1:1 DO NOT SCALE DRAWING SHEET 1 OF 2



MODEL NO.
AEP4P22030AV
AEP4P22050AV



DOCUMENT CONTROL
 PRINTED COPIES OF THIS DOCUMENT ARE CONSIDERED TO BE UNCONTROLLED DOCUMENTS. HOLDERS ARE RESPONSIBLE FOR VERIFYING THE CURRENT REVISION LEVEL WITH PURCHASING OR ENGINEERING PRIOR TO USE OR FABRICATION. THE CONTROLLED VERSION OF THIS DOCUMENT IS ELECTRONICALLY MAINTAINED.

PROPRIETARY AND CONFIDENTIAL
 THIS DRAWING CONTAINS INFORMATION STRICTLY CONFIDENTIAL TO ACRADYNE/AIMCO. IN THE ABSENCE OF EXPRESSED WRITTEN PERMISSION, ACRADYNE/AIMCO HAS LOANED THIS COPY WITH THE MUTUAL UNDERSTANDING THAT (A) IT WILL NOT BE USED FOR ANY PURPOSE OTHER THAN FOR THAT IN WHICH IT WAS PROVIDED, (B) THE DATA CONTAINED HEREIN WILL NOT BE DISCLOSED TO OTHERS, (C) IT WILL NOT BE REPRODUCED, AND (D) IT WILL BE RETURNED TO ACRADYNE/AIMCO IMMEDIATELY UPON DEMAND.

REVISION LEVEL	REVISION RELEASE DATE	DESCRIPTION OF CHANGES MADE TO PART	ECN #	AUTHOR/ APPROVAL

UNLESS OTHERWISE SPECIFIED, DIMENSIONS ARE IN INCHES
 DIMENSIONS AND TOLERANCING PER ANSI Y14.5
 SURFACE ROUGHNESS PER ANSI Y14.36

BLOCK TOLERANCING PER DECIMAL:
 .X = ±.030 .XX = ±.010 .XXX = ±.005 .XXXX = ±.0005
 ANGLE = ±0°30'

REMOVE BURRS AND SHARP EDGES: R.015 MAX
 MACHINE SURFACE FINISH: 125 RMS OR BETTER

DRAWINGS AND TECHNICAL DOCUMENTS CONTROLLED BY:
ACRADYNE MECHANICAL ENGINEERING

**PISTOL, DC PULSE TOOL,
 30Nm & 50Nm, 2000-
 SERIES GEN 4C**

SIZE	PART / DRAWING NUMBER	REVISION
D	AEP4P220_AV	6